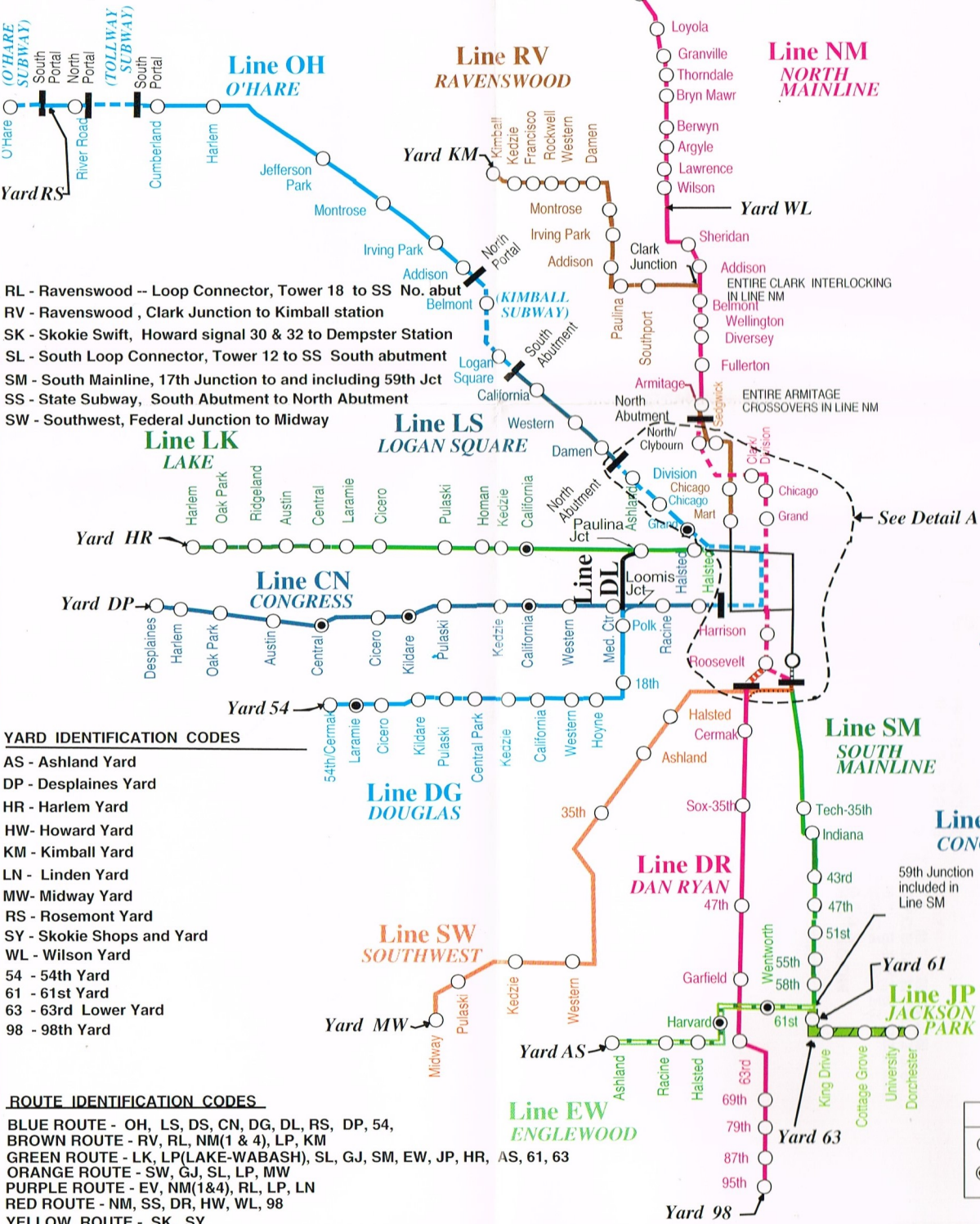


LINE IDENTIFICATION CODES

CN - Congress, DS South Portal to Desplaines Station
DG - Douglas, Loomis Junction to 54th Station
DL - Douglas-Lake Connector, DG to Paulina Junction
DR - Dan Ryan, SS at 12th Jct to 95th Station
DS - Dearborn Subway, South Portal to North Abutment
EV - Evanston, Howard signal 26 & 28 to Linden
EW - Englewood, 59th Junction to Hermitage
GJ - WFG Grand Junction, SS South abutment to DR at Archer Avenue
JP - Jackson Park, 59th Junction to Dorchester Station
LK - Lake, Tower 18 to Harlem Station
LP - Loop, Tower 12 to Tower 18

LS - Logan Square Connector, DS North abut to Kimball Sub South abut
NM - North Mainline, SS North abutment to Howard
OH - O'Hare, Kimball Subway South abutment to O'Hare Station



YARD IDENTIFICATION CODES

AS - Ashland Yard
DP - Desplaines Yard
HR - Harlem Yard
HW - Howard Yard
KM - Kimball Yard
LN - Linden Yard
MW - Midway Yard
RS - Rosemont Yard
SY - Skokie Shops and Yard
WL - Wilson Yard
54 - 54th Yard
61 - 61st Yard
63 - 63rd Lower Yard
98 - 98th Yard

ROUTE IDENTIFICATION CODES

BLUE ROUTE - OH, LS, DS, CN, DG, DL, RS, DP, 54,
BROWN ROUTE - RV, RL, NM(1 & 4), LP, KM
GREEN ROUTE - LK, LP(LAKE-WABASH), SL, GJ, SM, EW, JP, HR, AS, 61, 63
ORANGE ROUTE - SW, GJ, SL, LP, MW
PURPLE ROUTE - EV, NM(1&4), RL, LP, LN
RED ROUTE - NM, SS, DR, HW, WL, 98
YELLOW ROUTE - SK, SY

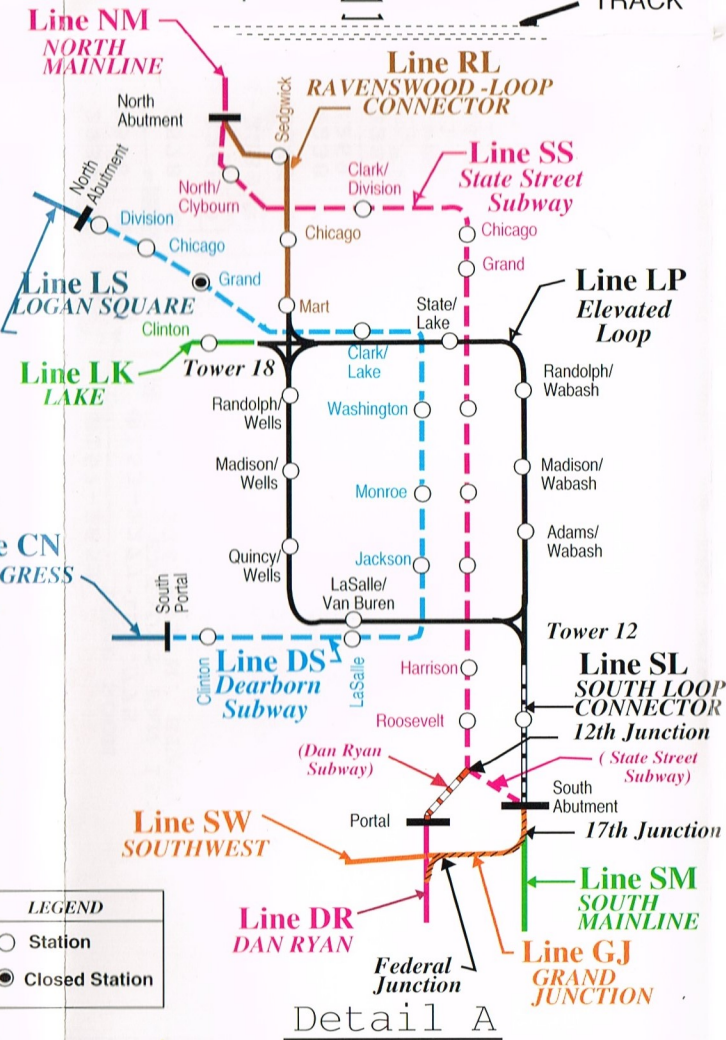
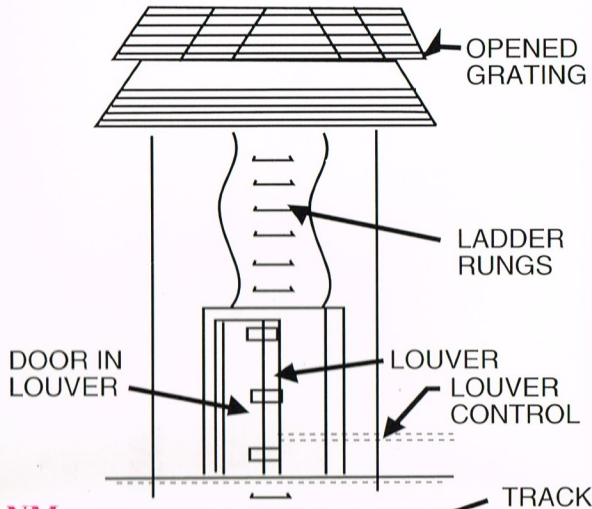
VENTILATING SHAFTS

Ventilating shafts are located every 450 feet except, that in the downtown area between Van Buren Street and Lake Street, there are none.

At sidewalk level, the shafts (usually four or five in a group) are covered by steel gratings. One grating can be removed after unlocking it with a pliers or screw driver. Steel ladder rungs in this shaft and a steel door at the bottom of the shaft permit entry into the subway.

At subway level, some shafts have vertical louvers, remotely controlled by the Power Controller.

CAUTION: Stand clear!



FIRE HYDRANTS

At each station platform there is a 2 1/2" wall hydrant connection. During freezing weather, the water supply to the wall hydrants at Roosevelt, Harrison, Congress and Van Buren, Grand, Chicago, Clark and Division, and North and Clybourn stations is shut off at the valve (painted red) located in the ejector room on the mezzanine level. A notice to this effect is posted above each wall hydrant affected. The key for the ejector room (Master key or "B6" key) is in possession of the Ticket Agent.

There are no wall hydrant connections in either tube of the subway between stations. Fire hose must be attached to street hydrants and brought down through emergency exits or ventilating shafts except in the Dan Ryan Subway, there are triple siamese connections at 15th & Clark, 14th & State and 14th & Plymouth which feed the subway dry lines, with fire hose connections @ approximately 80 feet. The triple siamese connections are marked 'CTA SUBWAY DRY STANDPIPE - 15TH TO 17TH', 'CTA SUBWAY DRY STANDPIPE - NB -12TH TO 15TH', 'CTA SUBWAY DRY STANDPIPE -SB-12TH TO 15TH'.

EMERGENCY EXITS

Emergency exits, identified by illuminated "EXIT" signs, are located between stations and lead to sidewalk level via stairways. Every 200 feet, signs on the walls indicate the direction and distance to each exit.

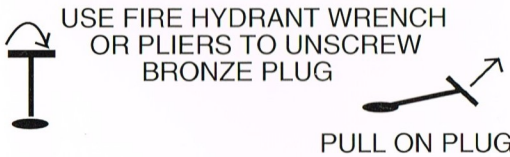
On the incline areas, at 223 N State & 224 N State, panic - type doors provide exits through the concrete retaining walls. The panic - type doors are opened from the outside with a "6", "6M", "B6", or a "SBM" key.

At the north bank of the river, the exit terminates in a small concrete building with a panic type door.

At all other locations in the tube section, each exit terminates at a counter-balanced trap door that opens by pushing on a horizontal bar.

At sidewalk level, the trap doors are identified by the words "CHICAGO SUBWAY." To open a trap door, unscrew the metal plug with a hydrant wrench or pliers and pull on the plug and attached chain. The exits for the Dan Ryan Subway are identified by the words "CTA SUBWAY, STAND CLEAR."

CAUTION: The door is counter-balanced: stand clear!



STATE STREET & DAN RYAN SUBWAYS

EMERGENCY EXITS
VENTILATING SHAFTS
VENTILATING FANS
FIRE HYDRANTS
TELEPHONES

cta

PREPARED BY:
RAIL SYSTEM MAINTENANCE
STRUCTURE MAINTENANCE
ISSUED DATE: 11-15-93 REV 1

VENTILATING FANS

In the downtown area, the ventilating fans are reversible: the other fans only exhaust air. All fans are remotely controlled by the Power Controller. To contact, dial 2222.

TELEPHONES

Emergency phone boxes are located every 300-400 feet throughout the subway. A CTA telephone is located in each box. At station platforms, the telephones are housed in a metal cabinet; between stations, they are mounted directly on the tube wall.

Instructions for removal of 600-volt power are located inside the door of emergency phone boxes

**CHICAGO TRANSIT AUTHORITY
STATE STREET SUBWAY**

