

TRANSFER PRACTICE SHEETS

One of the duties of personnel who collect fares is to time check the validity of transfers received from passengers. Before a Student can become proficient in making this time check, the Student must attain skill in reading elapsed time and allowed time.

To aid the Student in attaining this skill, TRANSFER PRACTICE SHEETS have been provided. An answer sheet listing the correct answers is also provided.

The Student should practice on each of these TRANSFER PRACTICE SHEETS in the order in which they are numbered until the necessary skill has been attained in each of the phases of time checking transfers. As the Student practices on these sheets at home, it is recommended that he enlist the aid of another person to check the answers and time. Attaining skill in reading these TRANSFER PRACTICE SHEETS will aid the Student when the final test on time checking transfers is given.

Listed below are the instructions for using each of the TRANSFER PRACTICE SHEETS.

TRANSFER PRACTICE SHEET NO. 1 - ELAPSED TIME

Practice reading the elapsed time on these transfer clocks assuming that the received time is 1:50 P.M. Practice until all the elapsed times can be read aloud with sixty (60) seconds with no errors. Practice reading from left to right and also from top to bottom.

TRANSFER PRACTICE SHEET NO. 2 - ALLOWED TIME

Practice reading the allowed time on these transfer maps until all the allowed times can be read aloud within thirty (30) seconds with no errors. The zone in which the transfer is received is indicated by a "★". Practice reading from left to right and also from top to bottom.

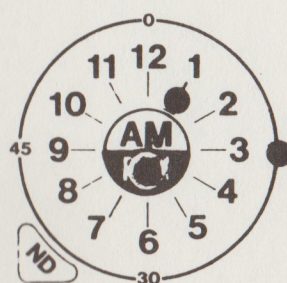
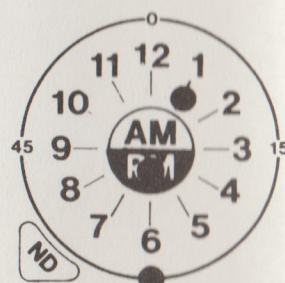
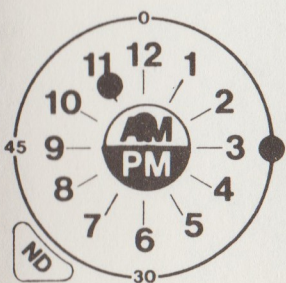
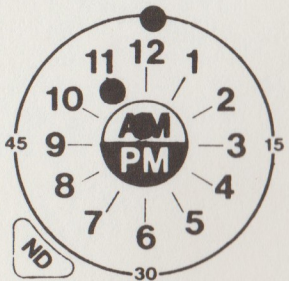
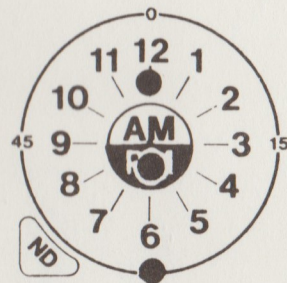
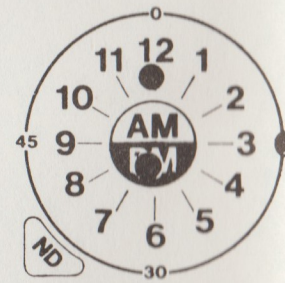
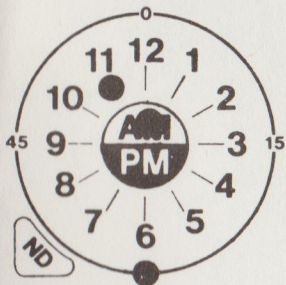
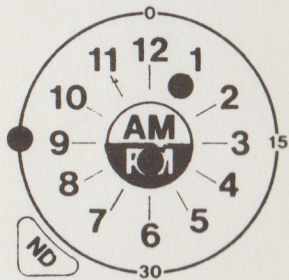
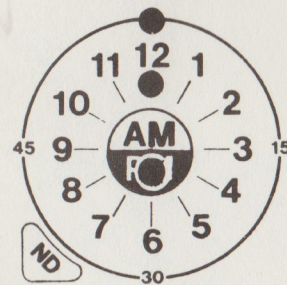
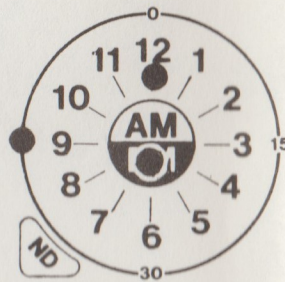
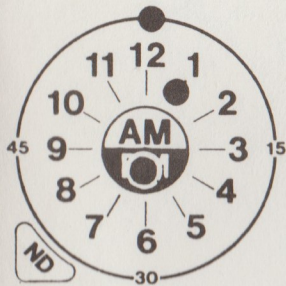
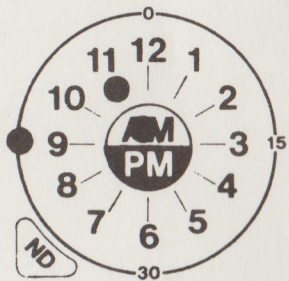
TRANSFER PRACTICE SHEET NO. 3 - COMPARISON OF ELAPSED AND ALLOWED TIME

Practice reading the elapsed times and the allowed times, noting late transfers, on each transfer assuming that the received time is 1:50 P.M. Practice until all the elapsed and allowed times can be read aloud within thirty (30) seconds with no errors. Practice reading from left to right.

In reading these times aloud, read elapsed time first, then allowed time, noting transfers that are late. For example, say "Twenty-five minutes, one hour" - "One hour and ten minutes, one hour and thirty minutes" - "One hour and thirty minutes, one hour, late" - etc.

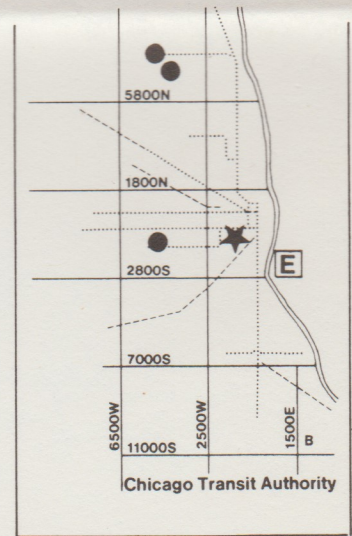
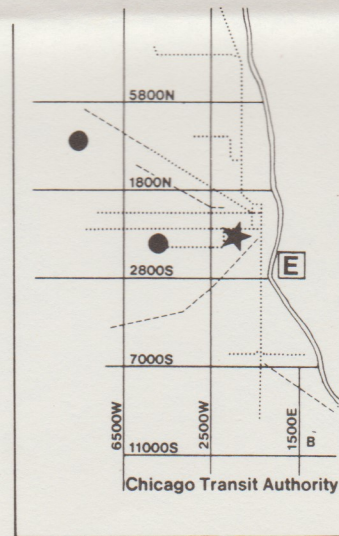
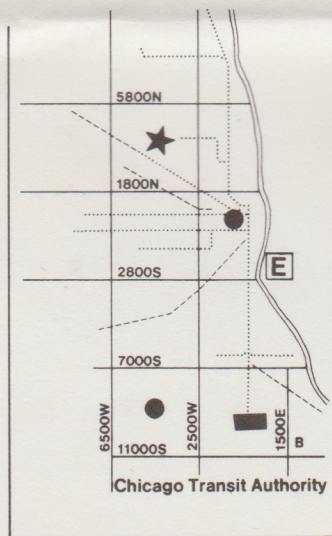
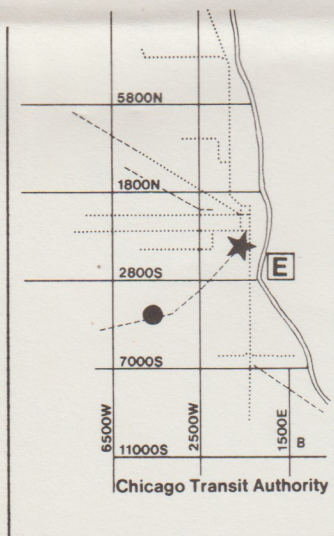
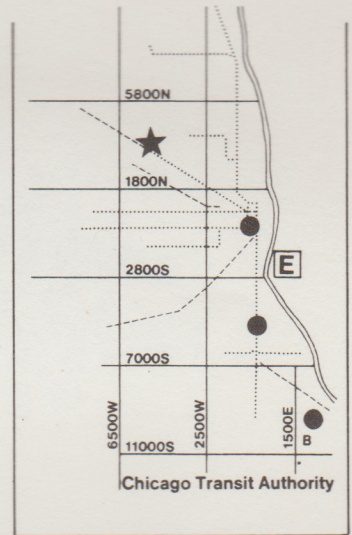
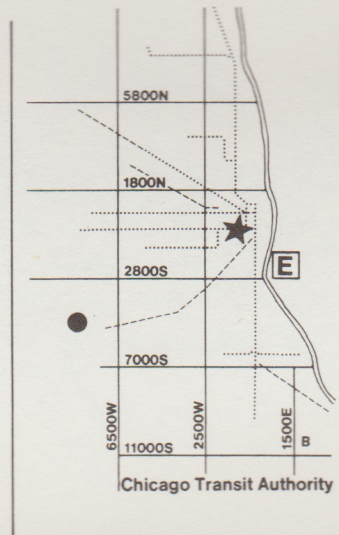
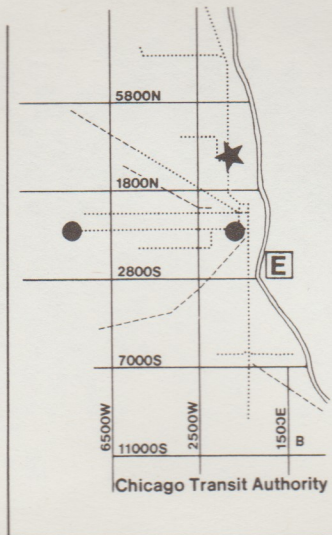
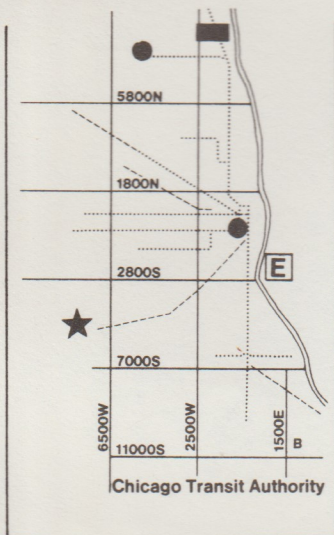
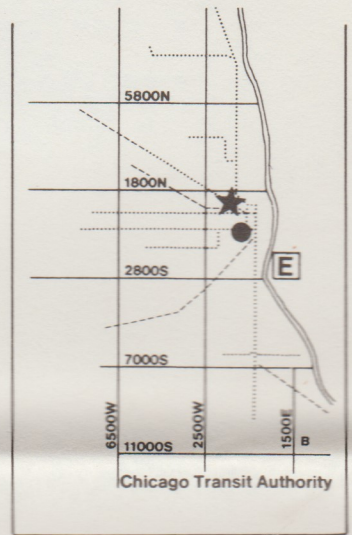
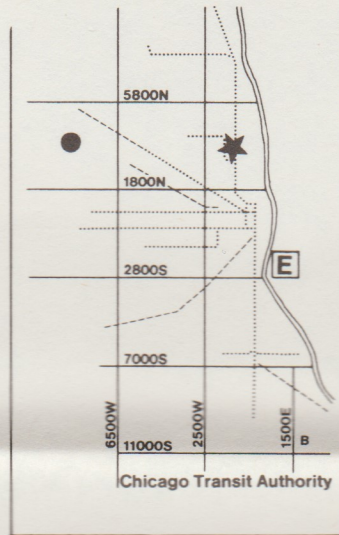
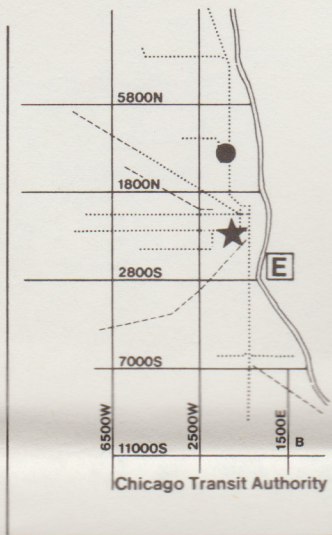
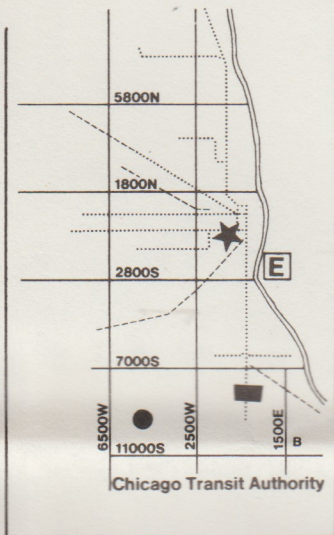
TRANSFER PRACTICE SHEET NO. 1 - ELAPSED TIME

TRANSFERS RECEIVED AT 1:50 P.M.



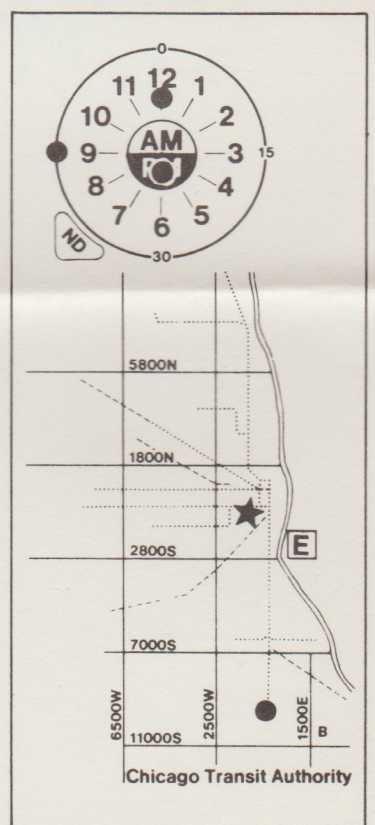
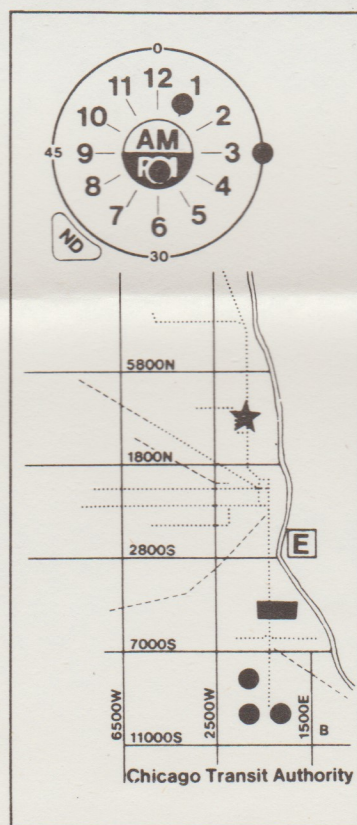
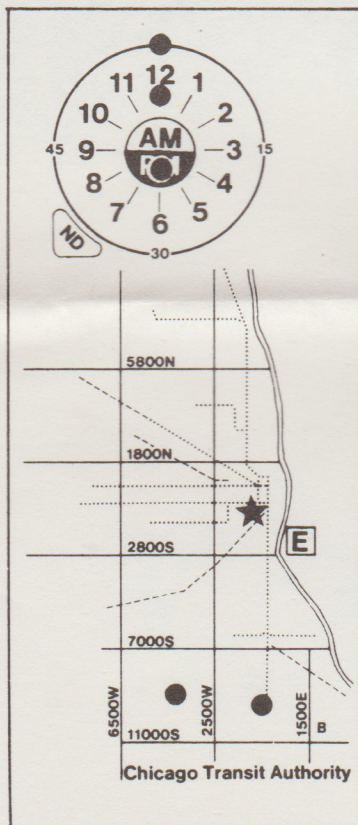
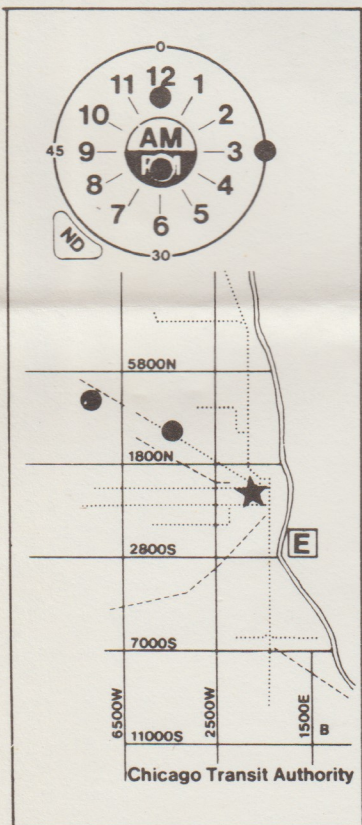
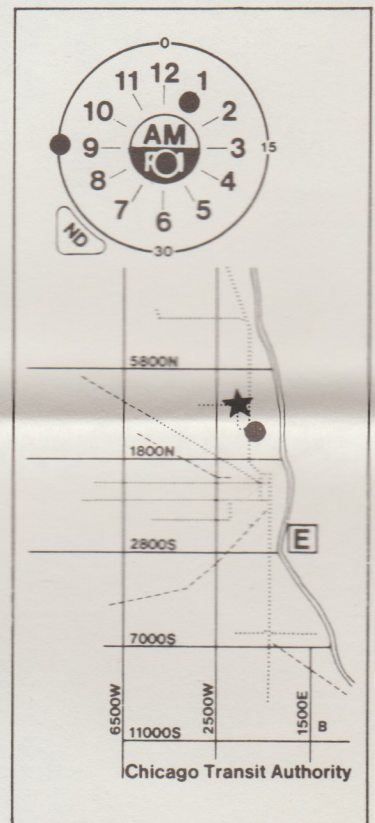
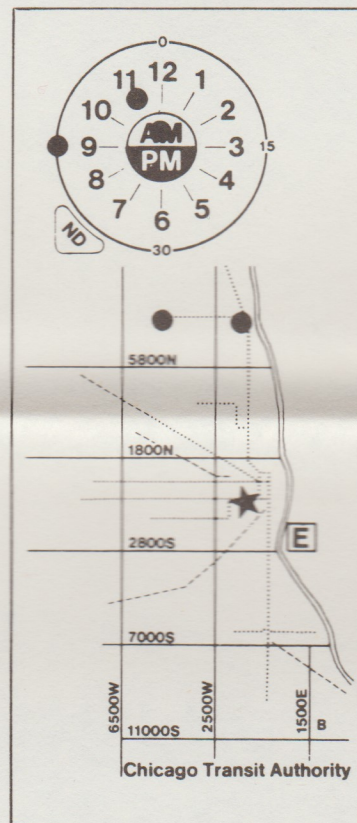
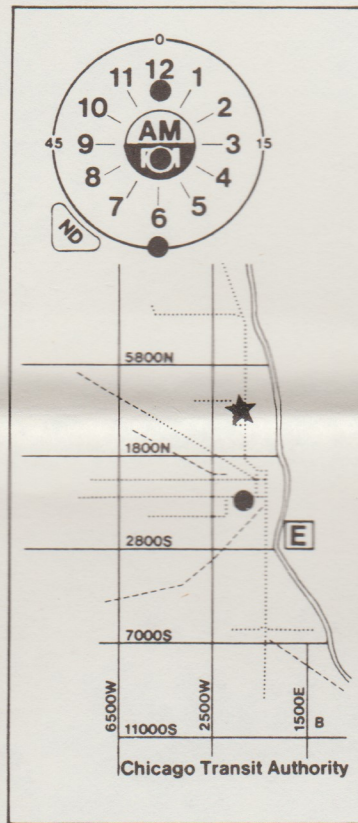
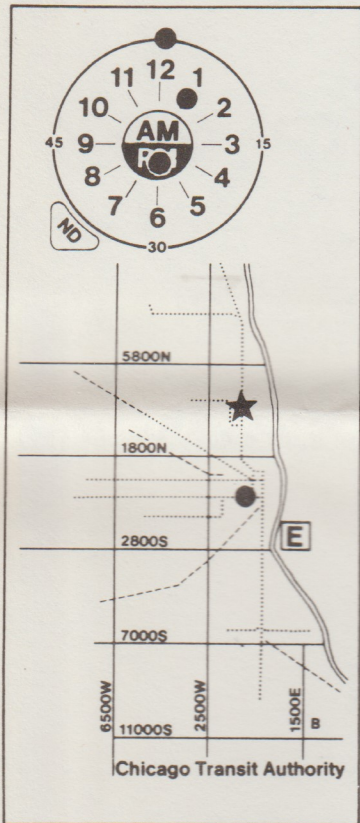
TRANSFER PRACTICE SHEET NO. 2 - ALLOWED TIME

ASSUME 1 HOUR HAS ELAPSED SINCE TIME OF ISSUANCE



TRANSFER PRACTICE SHEET NO. 3 - COMPARISON OF ELAPSED TIME AND ALLOWED TIME

TRANSFERS RECEIVED AT 1:50 P.M.



ANSWER SHEET

SHEET NO. 1 - ELAPSED TIME

2 hrs. & 5 min.	50 min.	1 hr. & 5 min.	1 hr. & 50 min.
5 min.	2 hrs. & 20 min.	1 hr. & 35 min.	1 hr. & 20 min.
2 hrs. & 50 min.	2 hrs. & 35 min.	20 min.	35 min.

SHEET NO. 2 - ALLOWED TIME

2 hrs.	1 hr.	1 hr. & 30 min.	30 min.
3 hrs. & 30 min.	2 hrs.	2 hrs.	3 hrs.
1 hr. & 30 min.	3 hrs.	2 hrs.	2 hrs.

SHEET NO. 3 - COMPARISON OF ELAPSED TIME AND ALLOWED TIME

50 min., 1 hr.	1 hr. & 20 min., 1 hr.*	2 hrs. & 5 min., 2 hrs.*	5 min., 1 hr.
1 hr. & 35 min., 2 hrs.	1 hr. & 50 min., 2 hrs.	35 min., 2 hrs.	1 hr. & 5 min., 1 hr. & 30 min.

*Indicates Late Transfer