WW 5/5/25 OK

WIRING DIAGRAMS

METROPOLITAN TRANSIT

CTA

SERIES 3300-3449

CABLE & WIRE LIST	SI-1517	PAGE 17
CHARGING CIRCUIT (DELCO-REMY)	SI-1505	PAGE 5
CHARGING & STARTING CIRCUIT (LEECE NEVILLE)	SI-1513	PAGE 13
DOOR CONTROL	SI-1507	PAGE 7
DRIVERS SWITCH PANEL & NAME PLATE	SI-1502	PAGE 2
ELECTRIC EQUIPMENT PANEL	SI-1514	PAGE 14
EMERGENCY SHUT DOWN	SI-1507	PAGE 7
ENGINE COMPARTMENT BOX	SI-1503	PAGE 3
FARE BOX	SI-1507	PAGE 7
FAST IDLE	SI-1511	PAGE 11
FLUORESCENT LIGHTS	SI-1508	PAGE 8
HEATER CONTROL PANEL	SI-1504	PAGE 4
HEATING & VENTILATING	SI-1509	PAGE 9
LAMP DATA	SI-1515	PAGE 15
LEGEND	SI-1501	PAGE 1
LIGHT CIRCUIT	SI-1510	PAGE 10
NAME PLATE	SI-1502	PAGE 2
RELAYS & SOLENOIDS	SI-1516	PAGE 16
SHIFT	SI-1511	PAGE 11
SIGNAL CIRCUITS	SI-1512	PAGE 12
SPEEDOMETER	SI-1511	PAGE 11
STARTING CIRCUIT	SI-1506	PAGE 6
VENTILATION	SI-1509	PAGE 9

CHICAGO TRANSIT AUTHORITY
EQUIPMENT RESEARCH & DEVELOPMENT

TITLE	INDEX - WIRING DIAGRAMS
VEHICLE SERIES OR DETAIL	3300-3449
DRAWN BY A. V. 6-22-66	10/4/66 CHIEF EQUIPMENT ENGINEER
CHECKED BY J. Bolech 9-28-66	C. E. Kenson 10-6-66 OPERATING MANAGER
SCALE	
REV	DWG. NO. SI 1 5 0 0

TERMINAL BLOCK, AIR RETURN DUCT

SPLICE CONNECTION

KNIFE DISCONNECT

D

DOUGLAS DISCONNECT

TERMINAL BLOCK, HORIZONTAL UNDER DRIVER SWITCH PANEL

TERMINAL BLOCK, VERTICAL UNDER DRIVER SWITCH PANEL

TERMINAL BLOCK, ENGINE COMPARTMENT BOX

B A

CIRCUIT BREAKER

CHICAGO TRANSIT AUTHORITY EQUIPMENT RESEARCH & DEVELOPMENT							
TITLE	LEGEND						
VEHICLE SERIES OR DETAIL	3300-3449						
DRAWN BY A. V. 6-21-66	G. J. Clark 10/4/66 CHIEF EQUIPMENT ENGINEER						
CHECKED BY J. Bolech 9-28-66	C. E. Kerner 10-6-66 OPERATING ENGINEER						
SCALE	DWG. NO.	S	1	5	0	1	
REV.							

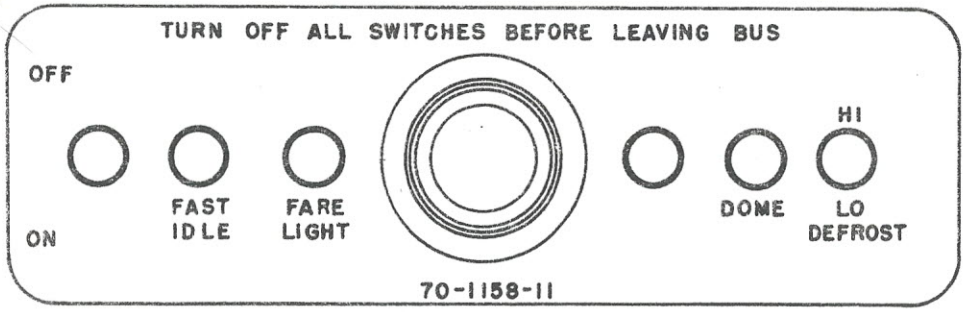

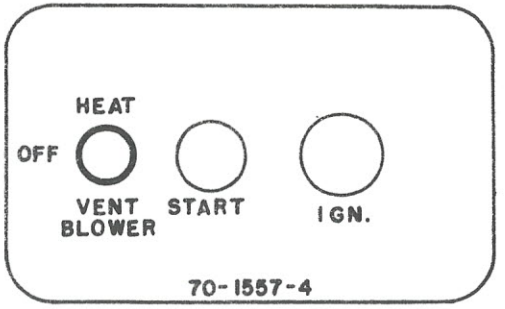

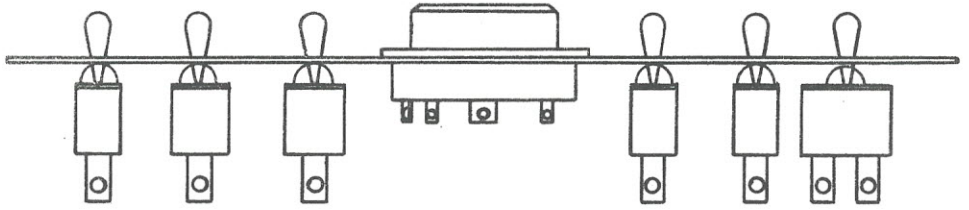

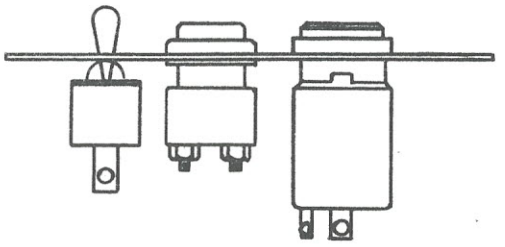

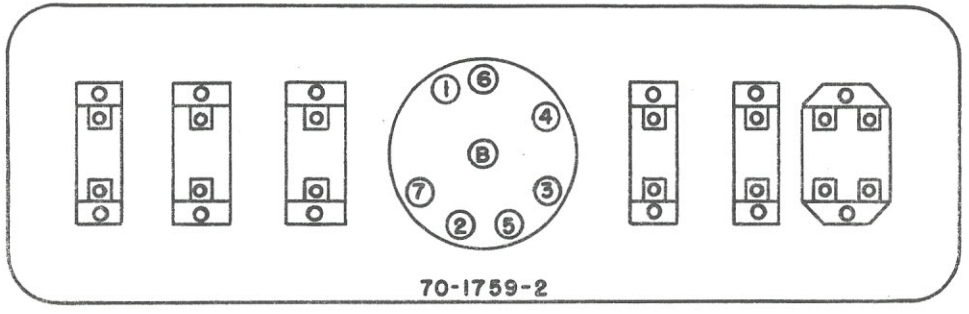

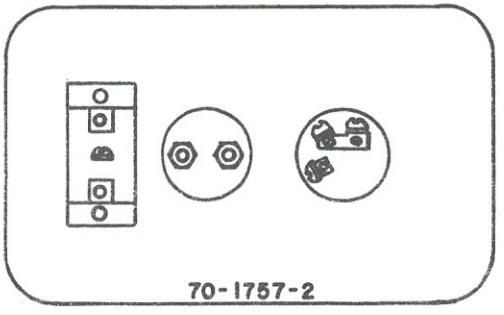

CHICAGO TRANSIT AUTHORITY EQUIPMENT RESEARCH & DEVELOPMENT							
TITLE	DRIVER'S SWITCH PANEL & NAME PLATE						
VEHICLE SERIES OR DETAIL	3300-3449						
DRAWN BY A.V. 6-10-66	K. Blank 10/4/66 CHIEF EQUIPMENT ENGINEER						
CHECKED BY J Bolech 9-28-66	C. E. Keegan 10-6-66 OPERATING MANAGER						
SCALE	DWG. NO.	S1	1	5	0	2	
REV.							

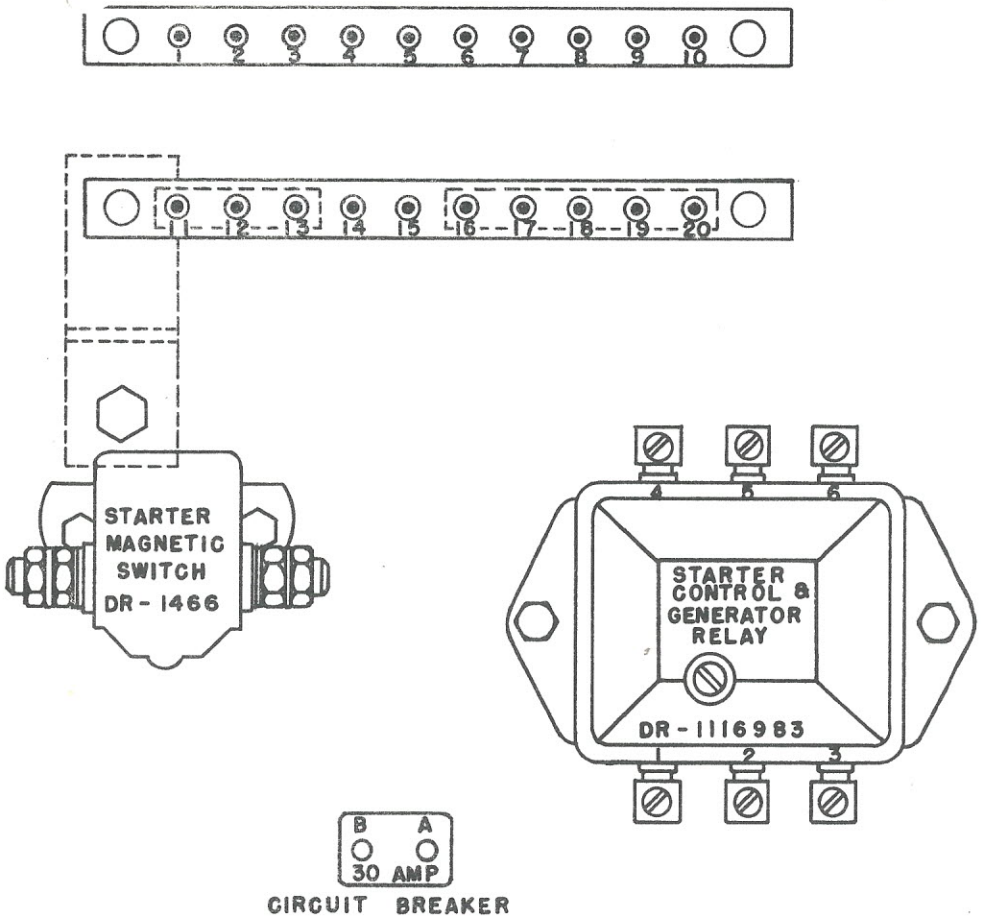

TERMINAL TABULATION

TERMINAL NO.	
1	NO. 4 TERMINAL DRIVERS SWITCH PANEL. HOT ENGINE SWITCH
2	STARTER CUTOUT SWITCH. SHIFT TOWER SAFETY SWITCH
3	NO. 3 TERMINAL DRIVERS SWITCH PANEL. LOW OIL SWITCH
4	NO. 15 FUSE. HEATER BOOSTER PUMP
5	ENGINE SHUT DOWN SWITCH. ENGINE SHUT DOWN SOLENOID
6	NO. 11 FUSE. ENGINE COMPARTMENT STOP SWITCH
7	START SWITCH. STARTER CUTOUT SWITCH
8	FAST IDLE SWITCH. FAST IDLE SOLENOID
9	"F" TERMINAL ON GENERATOR "F" TERMINAL ON VOLTAGE REGULATOR
10	NO. 6 TERMINAL ON DRIVERS SWITCH PANEL
11	"B" TERMINAL ON GENERATOR
12	STARTER MAGNETIC SWITCH
13	30 AMP FUSE ENGINE COMPARTMENT LIGHT
14	"F(-) TERMINAL LEECE NEVILLE ALTERNATOR "F" TERMINAL LEECE NEVILLE VOLTAGE REGULATOR
15	NOT USED
16	ENGINE COMPARTMENT STOP SWITCH
17	HYDRAULIC FAN AIR SWITCH
18	NOT USED
19	ENGINE STOP SOLENOID
20	NOT USED

CHICAGO TRANSIT AUTHORITY
EQUIPMENT RESEARCH & DEVELOPMENT

TITLE	ENGINE COMPARTMENT BOX
VEHICLE SERIES OR DETAIL	3300-3449
DRAWN BY A. V. 6-13-66	E. Jhlark 10/4/66 CHIEF EQUIPMENT ENGINEER
CHECKED BY J. Boleck 9-28-66	C. E. Kersey 10-6-66 OPERATING MANAGER
SCALE	DWG. NO. S1 1 5 0 3
REV.	

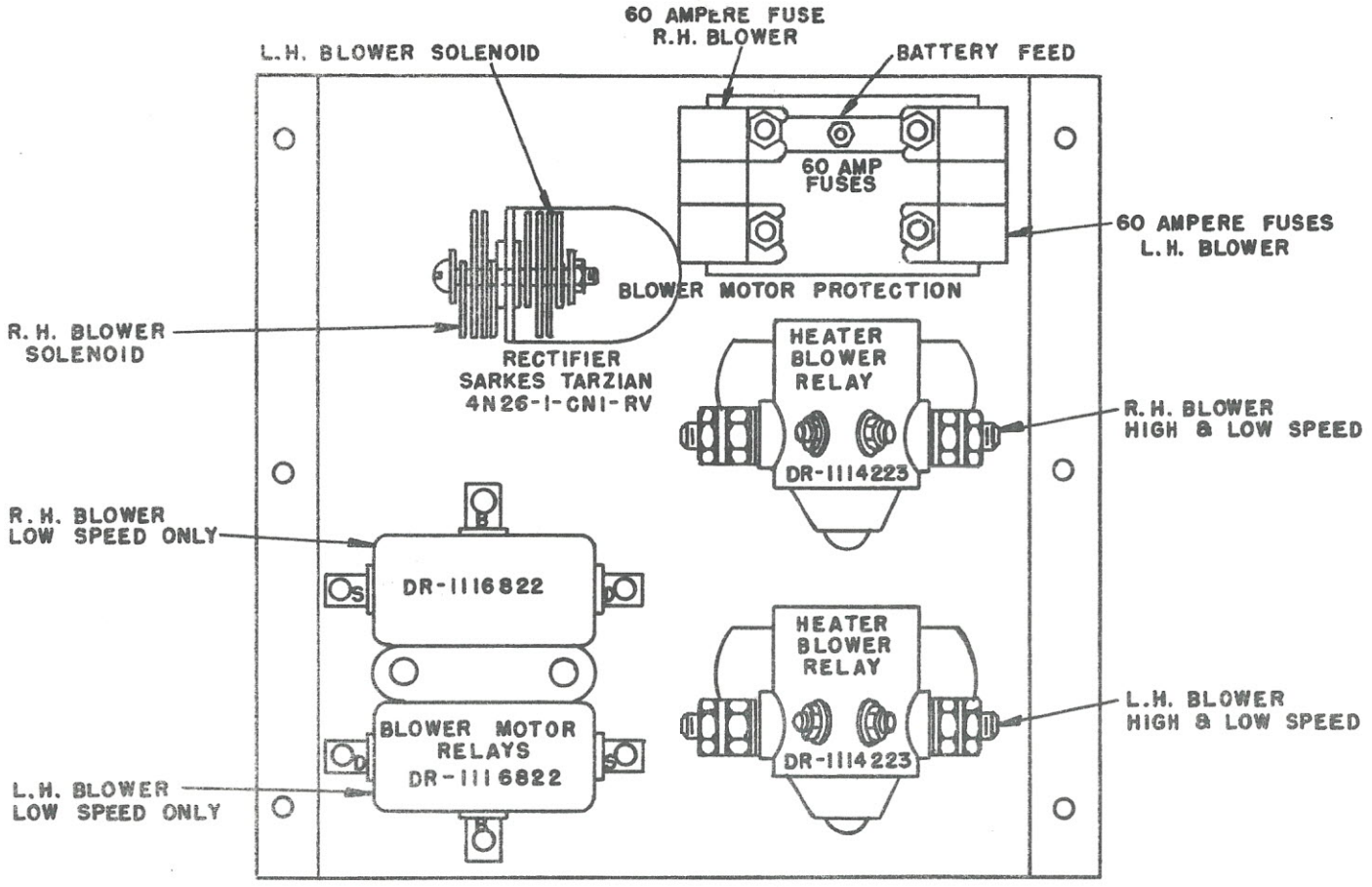

CHICAGO TRANSIT AUTHORITY EQUIPMENT RESEARCH & DEVELOPMENT							
TITLE	HEATER CONTROL PANEL						
VEHICLE SERIES OR DETAIL	3300-3449						
DRAWN BY A. V. 6-14-66							
CHECKED BY J. Bolech 9-28-66							
SCALE							
REV.							
DWG. NO.	S	1	1	5	0	4	

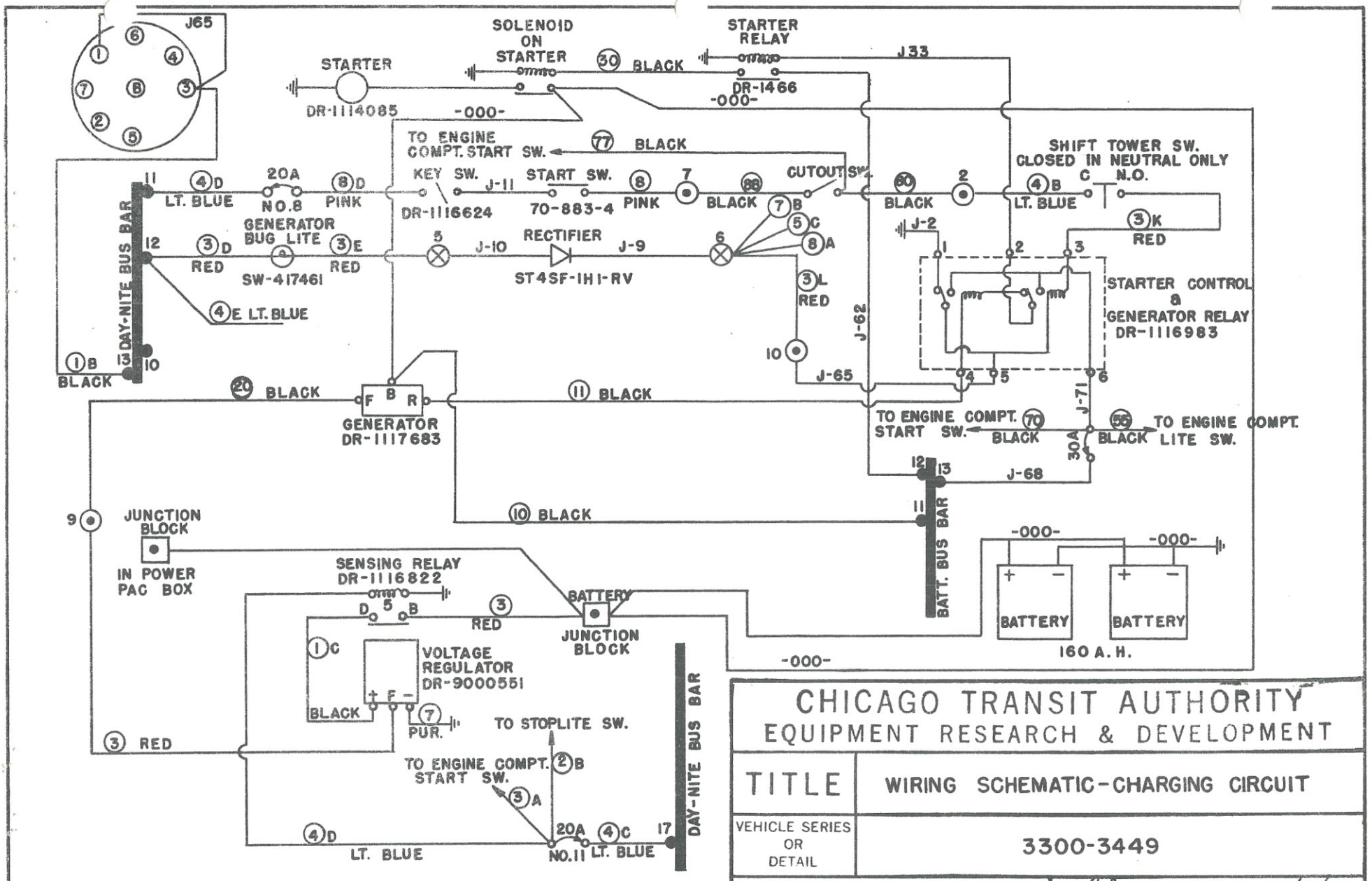

TERMINAL BLOCK-ENGINE COMPARTMENT
TERMINAL BLOCK-VERTICAL UNDER DRIVER SW. PANEL
TERMINAL BLOCK-HORIZONTAL UNDER DRIVER SW. PANEL
CIRCUIT BREAKER

CHICAGO TRANSIT AUTHORITY
EQUIPMENT RESEARCH & DEVELOPMENT

TITLE	WIRING SCHEMATIC-CHARGING CIRCUIT
VEHICLE SERIES OR DETAIL	3300-3449
DRAWN BY A.V. 6-23-66	CHIEF EQUIPMENT ENGINEER 10/4/66
CHECKED BY J. Bolech 9-28-66	OPERATING MANAGER 10-6-66
SCALE	DWG. NO. S1 1 5 0 5
REV.	

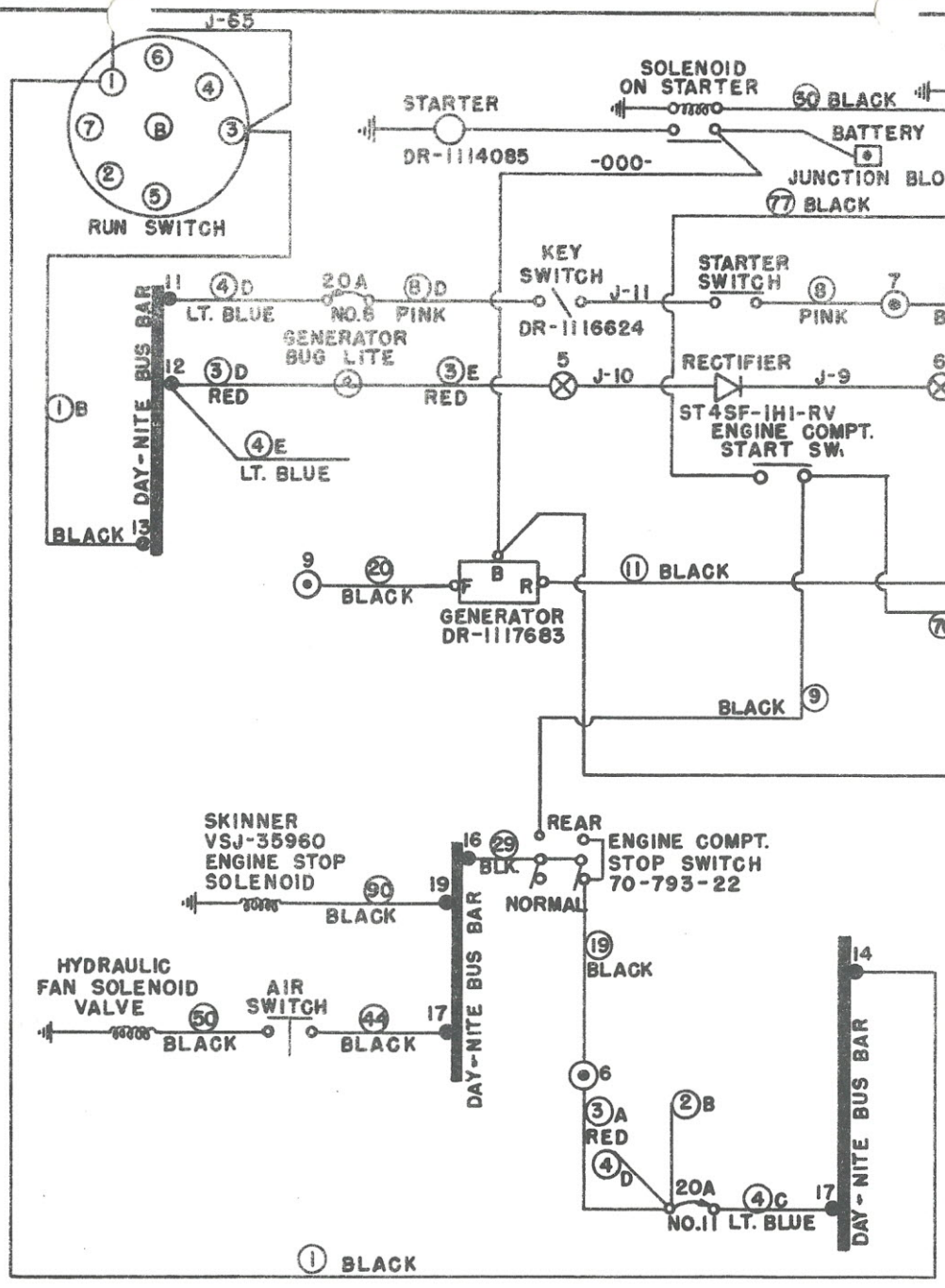

CHICAGO TRANSIT AUTHORITY
EQUIPMENT RESEARCH & DEVELOPMENT

TITLE	WIRING SCHEMATIC-STARTING CIRCUIT
VEHICLE SERIES OR DETAIL	3300-3449
DRAWN BY A. V. 6-24-66	CHIEF EQUIPMENT ENGINEER 10/4/66
CHECKED BY J. Bolech 9-28-66	OPERATING MANAGER 10-6-66
SCALE	DWG. NO. S1 1 5 0 6
REV	

REVISION "A" 18-71
"K" FARE BOX LIT_ SHOWN.
DUNCAN FARE BOX LIGHT
CIRCUIT ADDED.
REVISION "B" 11-19-71
DEST. SIGN MOTOR & SWITCH
CIRCUIT ADDED.

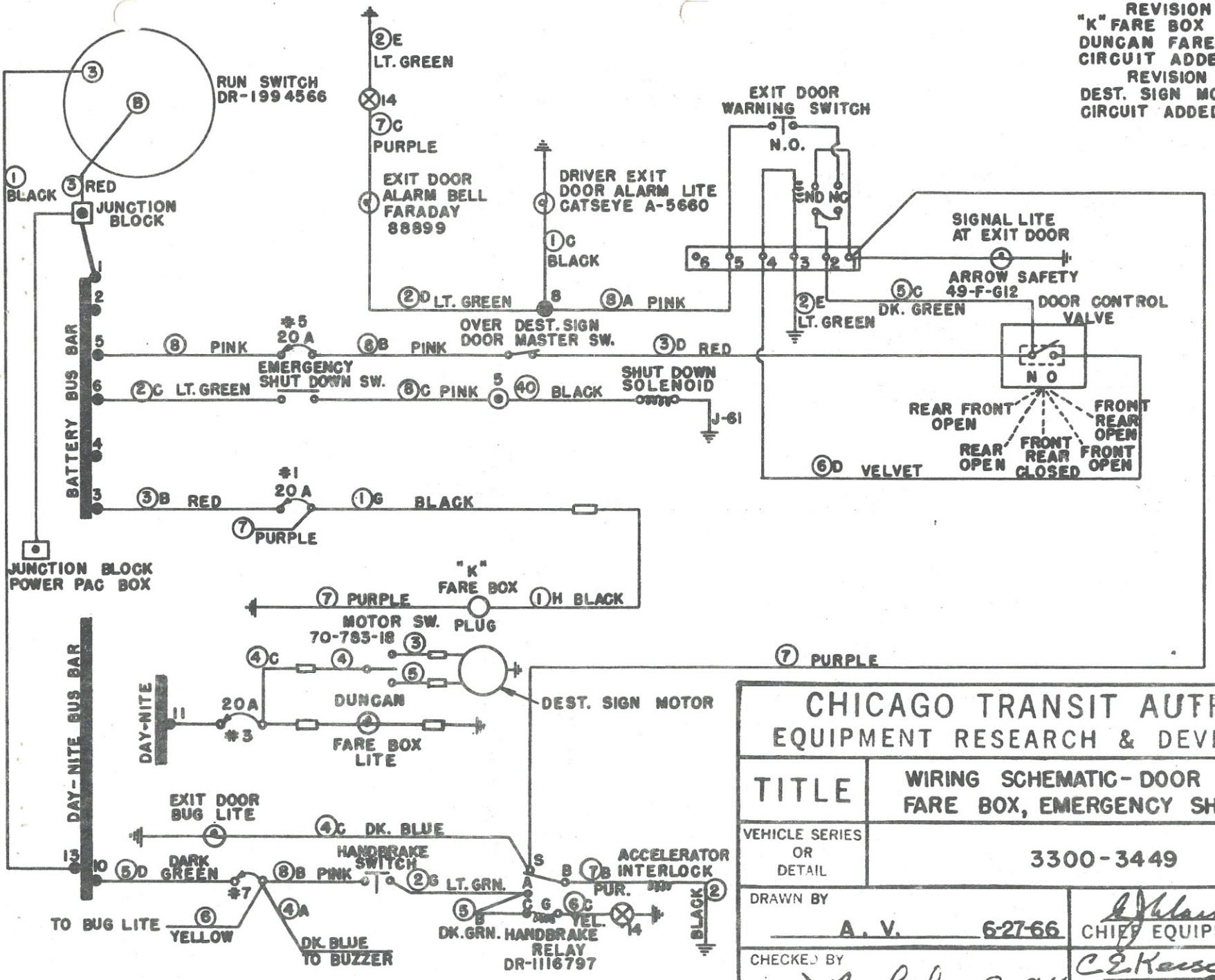

CHICAGO TRANSIT AUTHORITY EQUIPMENT RESEARCH & DEVELOPMENT	
TITLE	WIRING SCHEMATIC-DOOR CONTROL, FARE BOX, EMERGENCY SHUT DOWN
VEHICLE SERIES OR DETAIL	3300-3449
DRAWN BY A. V. 6-27-66	CHIEF EQUIPMENT ENGINEER 10/4/66
CHECKED BY J. Bolech 9-28-66	OPERATING MANAGER C. E. Kausorp 10/6/66
SCALE	DWG. NO. S1 1 5 0 7
REV. A B	

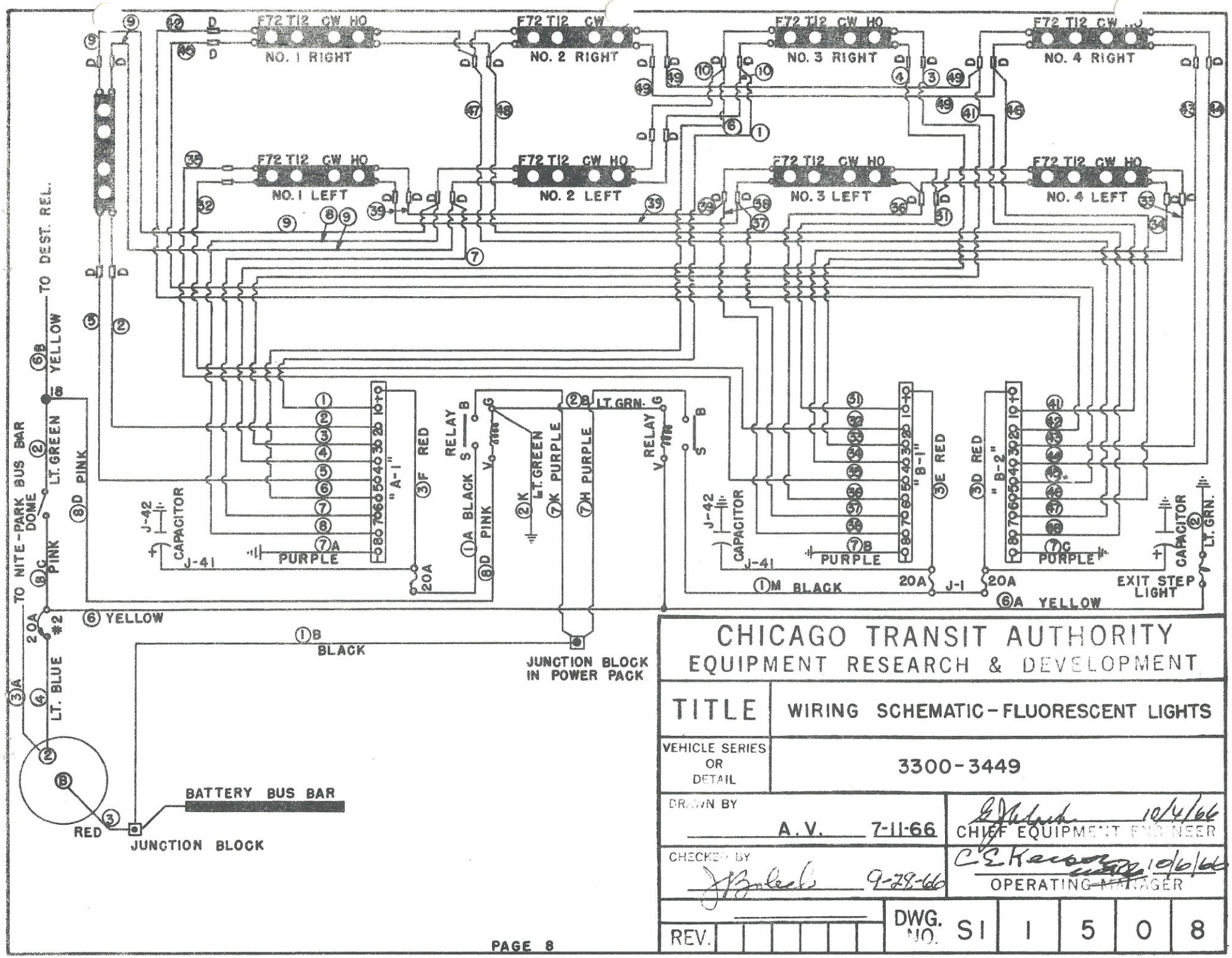

CHICAGO TRANSIT AUTHORITY
EQUIPMENT RESEARCH & DEVELOPMENT

TITLE	WIRING SCHEMATIC - FLUORESCENT LIGHTS
VEHICLE SERIES OR DETAIL	3300-3449
DRAWN BY A.V. 7-11-66	CHIEF EQUIPMENT ENGINEER 10/4/66
CHECKED BY 9-28-66	OPERATING MANAGER 10/6/66
REV.	DWG. NO. S1 1 5 0 8

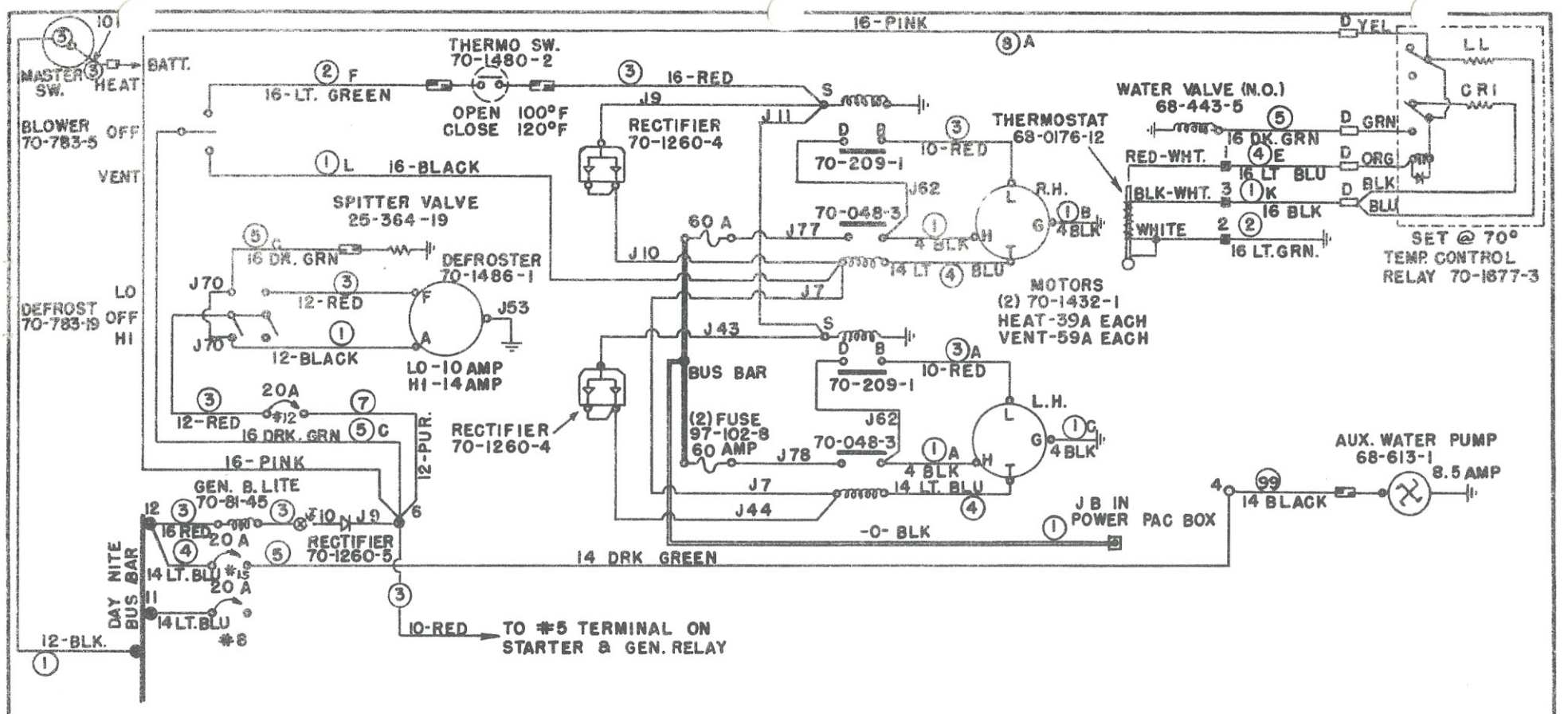

CHICAGO TRANSIT AUTHORITY
EQUIPMENT RESEARCH & DEVELOPMENT

TITLE	HEATING & VENTILATING CIRCUITS
VEHICLE SERIES OR DETAIL	3300-3449
DRAWN BY A.V. & F.M.H. 4-22-66	J.F. Kark 5/23/66 CHIEF EQUIPMENT ENGINEER
CHECKED BY J. Bolech 5-20-66	C.E. Keiser 5/23/66 OPERATING MANAGER
SCALE	DWG. NO. S1 1 5 0 9
REV.	

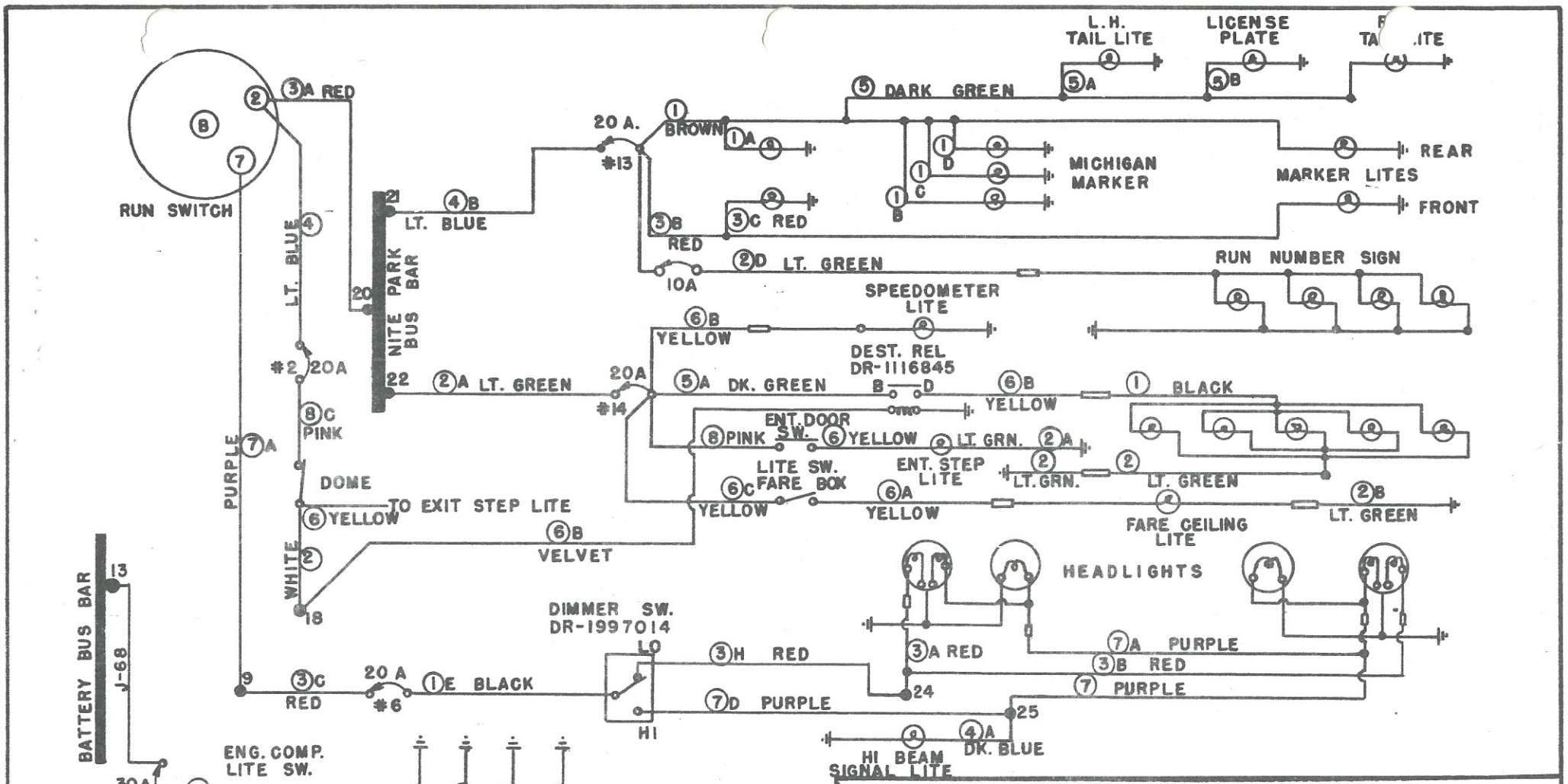

REVISION "A" 8-8-68
10 AMP FUSE ADDED TO RUN NUMBER SIGN CIRCUIT

BULLETIN NO. C7-053

CHICAGO TRANSIT AUTHORITY
EQUIPMENT RESEARCH & DEVELOPMENT

TITLE	WIRING SCHEMATIC - LIGHT CIRCUITS
VEHICLE SERIES OR DETAIL	3300-3449
DRAWN BY A. V. 7-14-66	CHIEF EQUIPMENT ENGINEER 10/4/66
CHECKED BY 9-28-66	OPERATING MANAGER 10/6/66
SCALE	DWG. NO. S1 1 5 1 0
REV. A	

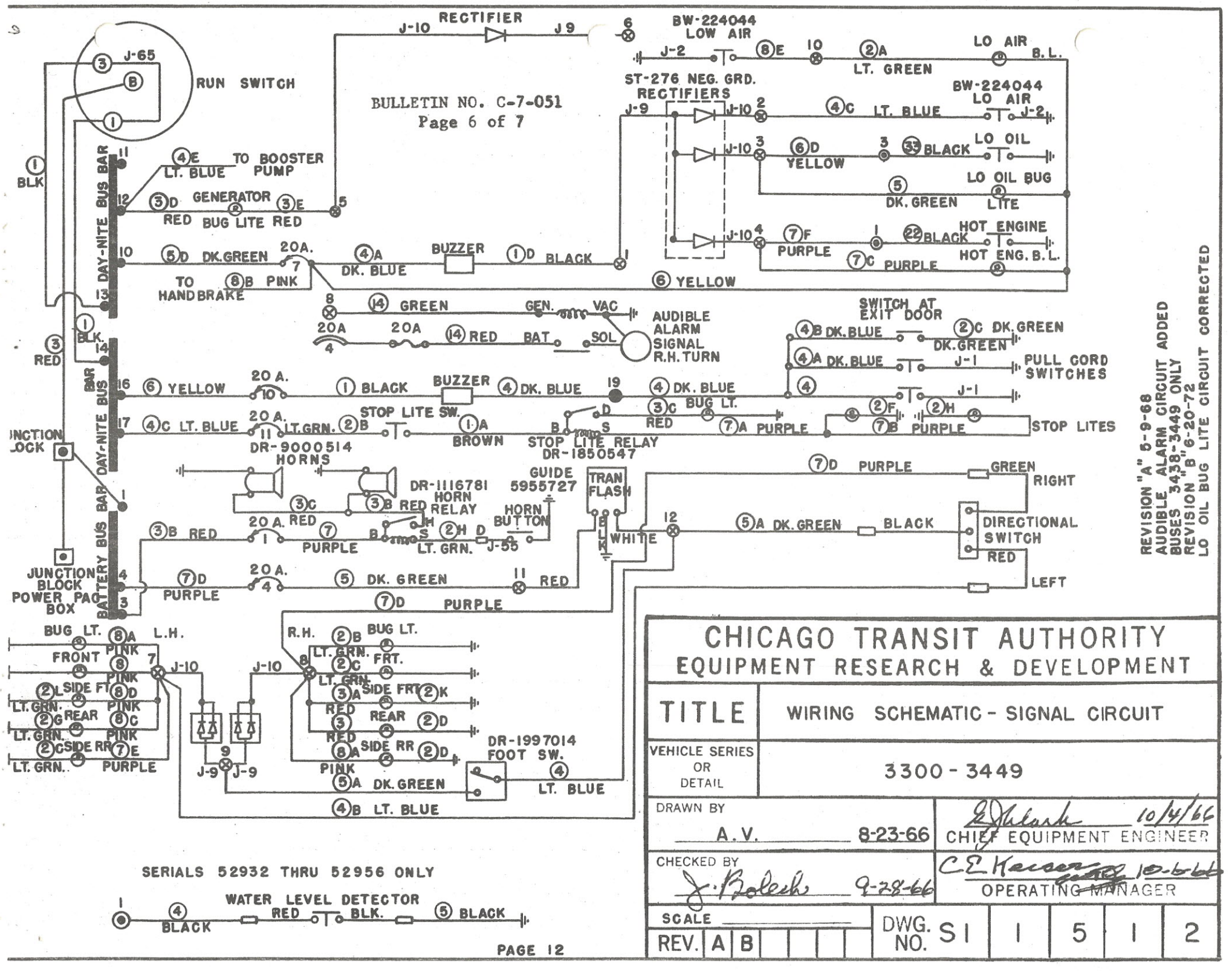
BULLETIN NO. C-7-051
Page 6 of 7
RUN SWITCH
J-65
RECTIFIER
J-10
J 9
BW-224044
LOW AIR
J-2
LO AIR
B.L.
LT. GREEN
ST-276 NEG. GRD.
RECTIFIERS
BW-224044
LO AIR
LT. BLUE
LO OIL
BLACK
YELLOW
LO OIL BUG
LITE
DK. GREEN
HOT ENGINE
HOT ENG. B.L.
PURPLE
TO BOOSTER
PUMP
GENERATOR
BUG LITE
RED
DK. GREEN
20A.
DK. BLUE
BUZZER
BLACK
TO
HAND BRAKE
PINK
YELLOW
GREEN
GEN.
VAC
AUDIBLE
ALARM
SIGNAL
R.H. TURN
BAT
SOL
SWITCH AT
EXIT DOOR
PULL CORD
SWITCHES
STOP LITE SW.
BROWN
STOP LITE RELAY
DR-1850547
BUG LT.
STOP LITES
DR-9000514
HORNS
DR-1116781
HORN
RELAY
GUIDE
5955727
TRAN
FLASH
HORN
BUTTON
J-55
WHITE
GREEN
RIGHT
DIRECTIONAL
SWITCH
LEFT
JUNCTION
BLOCK
POWER PAC
BOX
BUG LT.
L.H.
FRONT
SIDE FT
REAR
SIDE RR
R.H.
FRT.
SIDE FRT
DR-1997014
FOOT SW.
SERIALS 52932 THRU 52956 ONLY
WATER LEVEL DETECTOR
REVISION "A" 5-9-68
AUDIBLE ALARM CIRCUIT ADDED
BUSES 3438-3449 ONLY
REVISION "B" 6-20-72
LO OIL BUG LITE CIRCUIT CORRECTED
CHICAGO TRANSIT AUTHORITY
EQUIPMENT RESEARCH & DEVELOPMENT
TITLE
WIRING SCHEMATIC - SIGNAL CIRCUIT
VEHICLE SERIES OR DETAIL
3300 - 3449
DRAWN BY
A.V. 8-23-66
CHIEF EQUIPMENT ENGINEER
10/4/66
CHECKED BY
9-28-66
OPERATING MANAGER
SCALE
REV. A B
DWG. NO. S1 1 5 1 2
PAGE 12

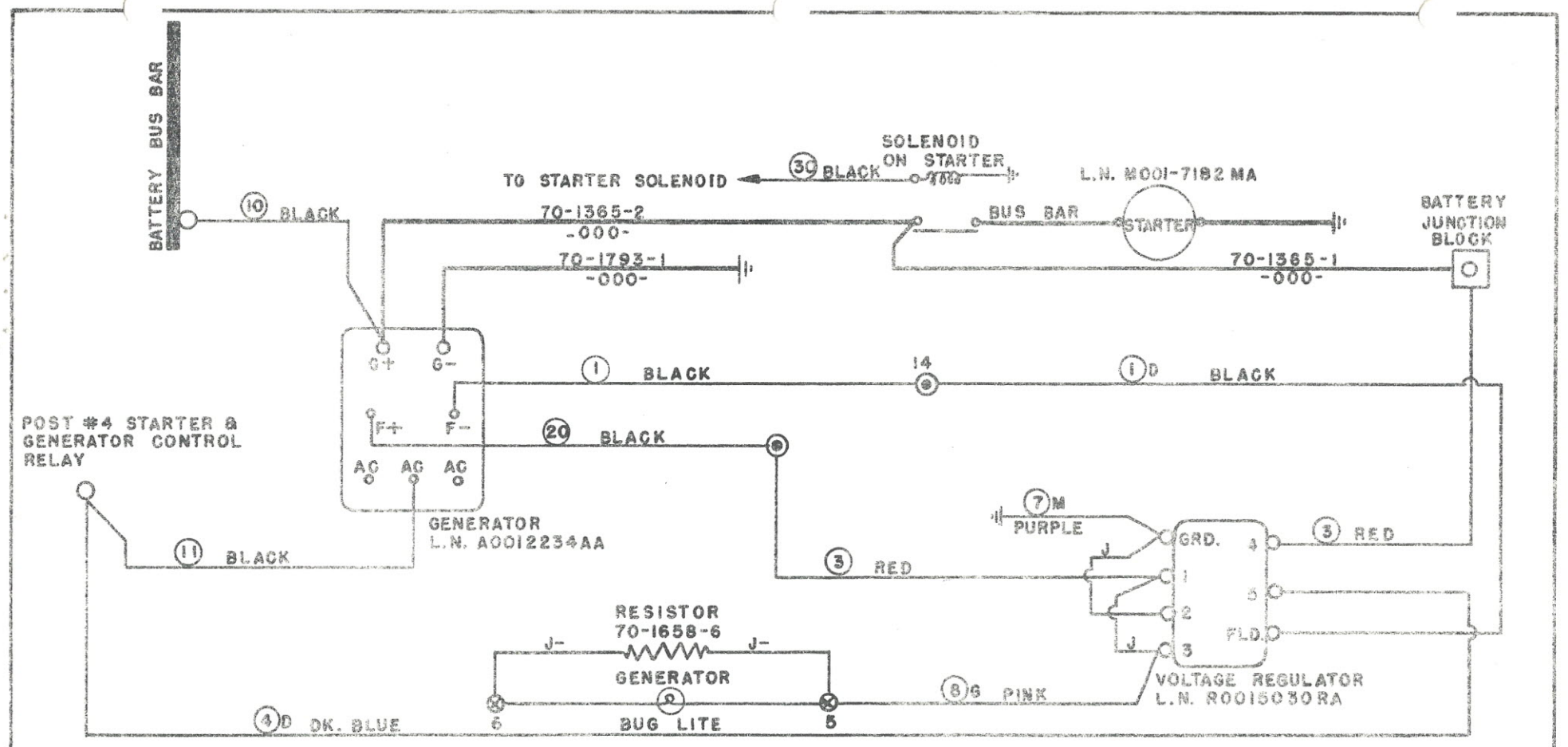

CHICAGO TRANSIT AUTHORITY
EQUIPMENT RESEARCH & DEVELOPMENT

TITLE	WIRING SCHEMATIC LEECE NEVILLE STARTER & ALTERNATOR
VEHICLE SERIES OR DETAIL	3300-3449
DRAWN BY A. V. 8-24-66	CHIEF EQUIPMENT ENGINEER 10/4/66
CHECKED BY 9-28-66	OPERATING MANAGER 10/6/66
SCALE	DWG. NO. S1 1 5 1 3
REV.	

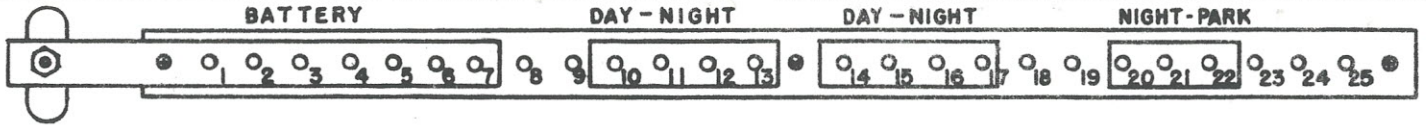

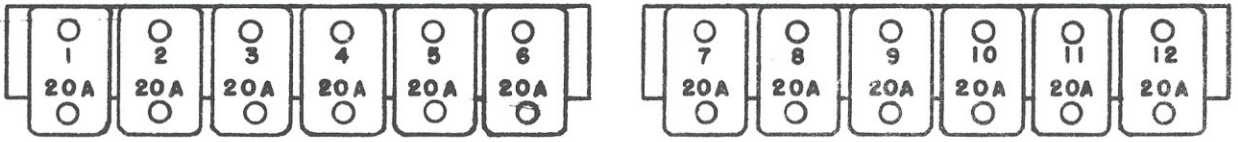

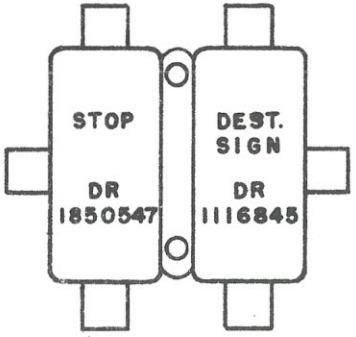

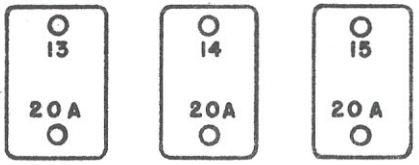

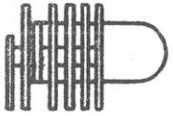

RECTIFIER
GEN. IND. LITES
ST4SF-1H1-RV

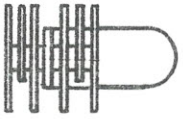

LT. RT.
RECTIFIER
EMERG. FLASHER
SK4N26-1CN1-RV

DR-1116781

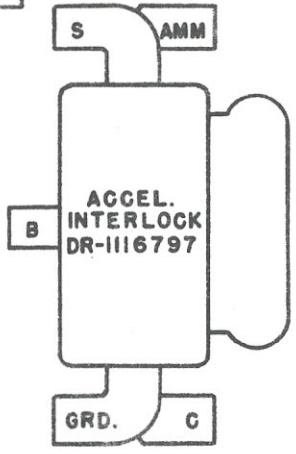

BW # 223220

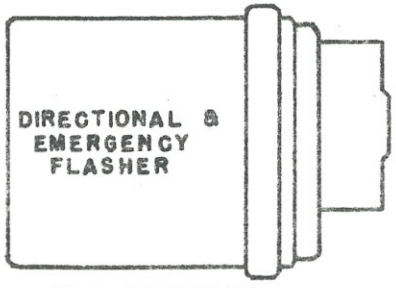

GUIDE 5955737

CHICAGO TRANSIT AUTHORITY
EQUIPMENT RESEARCH & DEVELOPMENT

TITLE	ELECTRIC EQUIPMENT PANEL
VEHICLE SERIES OR DETAIL	3300-3449
DRAWN BY A. V. 8-26-66	G. Sleeck 10/4/66 CHIEF EQUIPMENT ENGINEER
CHECKED BY J. Bolech 9-28-66	C. E. Kanaan 10/5/66 OPERATING MANAGER
SCALE	DWG. NO. S1 1 5 1 4
REV.	

LOCATION	TYPE	CANDLE POWER
BUG LIGHTS	#57	2 CP
DESTINATION SIGN	#94	15 CP
DIRECTIONAL, FRONT	#1073	32 CP
DIRECTIONAL, REAR	#1073	32 CP
DIRECTIONAL, SIDE	#1142	21 CP
ENTRANCE STEP	#1141	21 CP
EXIT DOOR ALARM	#67	4 CP
EXIT DOOR SIGNAL	#67	4 CP
EXIT STEP	#1141	21 CP
FARE BOX	#94 IF	15 CP
FLUORESCENT, 72"	F72-T12-CW-HO	
FLUORESCENT, 48"	F48-T12-CW-HO	
HEADLIGHTS, LEFT	GUIDE 5956001	SEALED BEAM
HEADLIGHTS, RIGHT	GUIDE 5956005	SEALED BEAM
LICENSE PLATE	#89	6 CP
MARKER	#67	4 CP
MICHIGAN MARKER	#67	4 CP
RUN NUMBER SIGN	#90	6 CP
SPEEDOMETER	#57	2 CP
STOP LIGHTS	#1016	21 CP
TAIL LIGHTS	#1016	6 CP

CHICAGO TRANSIT AUTHORITY
EQUIPMENT RESEARCH & DEVELOPMENT

TITLE	LAMP DATA
VEHICLE SERIES OR DETAIL	3300 - 3449
DRAWN BY A. V. 8-29-66	G. Palasek 10/4/66 CHIEF EQUIPMENT ENGINEER
CHECKED BY J. Bolech 9-28-66	C. E. Karson 10/6/66 OPERATING MANAGER
SCALE	
REV.	DWG. NO. S1 1 5 1 5

FLXIBLE NO.	DESCRIPTION	VENDOR	VENDORS NO.
9-715-9	STARTER CONTROL & GENERATOR RELAY	DELCO-REMY	1116983
70-048-1	RELAY, STARTER SOLENOID	DELCO-REMY	1466
70-048-3	RELAY, MAGNETIC SWITCH, HEATER BLOWERS	DELCO-REMY	1114223
70-049-2	DESTINATION SIGN RELAY	DELCO-REMY	1116845
70-43-1	HORN RELAY	DELCO-REMY	1116781
70-209-1	RELAY, GENERATOR SENSING, HEATER BLOWERS	DELCO-REMY	1116822
70-1013-3	RELAY, FLUORESCENT LIGHTS	DELCO-REMY	1116852
70-1048-1	RELAY, ACCELERATOR INTERLOCK	DELCO-REMY	1116797
70-1048-2	STOP RELAY	DELCO-REMY	1850547
70-1677-3	RELAY, CONTROL BOX	VAPOR CORP.	36430131

CHICAGO TRANSIT AUTHORITY EQUIPMENT RESEARCH & DEVELOPMENT						
TITLE	RELAYS & SOLENOIDS					
VEHICLE SERIES OR DETAIL	3300-3449					
DRAWN BY A.V. 8-30-66				G. Shlack 10/4/66 CHIEF EQUIPMENT ENGINEER		
CHECKED BY J. Bolech 9-28-66				C. E. Kerson 10/6/66 OPERATING MANAGER		
SCALE		DWG. NO.	S1	1	5	1	6
REV.							

TITLE	FLXIBLE PART NO.
FRONT END CABLE	70-1361-25
GENERATOR TO STARTER CABLES	70-1365-1
GROUND STRAP	70-1382-1
HEATER BLOWER CABLE	70-1364-14
JUNCTION BLOCK TO STARTER CABLE	70-1464-1
MAIN CABLE	70-1358-33
MAIN CABLE W/LEECE NEVILLE	70-1358-34
UTILITY BOX CABLE	70-1559-12
ENGINE CABLE W/DELCO	70-1359-21
ENGINE CABLE W/LEECE NEVILLE	70-1359-31
DOME CABLE	70-1363-26
DESTINATION SIGN CABLE	70-1491-14
FLUORESCENT CABLE	70-1360-15
BATTERY POSITIVE CABLE	70-1561-1
BATTERY NEGATIVE CABLE	70-1541-2
BATTERY J.B. TO POWER PACK J.B. CABLE	70-1693-4

CHICAGO TRANSIT AUTHORITY
EQUIPMENT RESEARCH & DEVELOPMENT

TITLE	CABLE & WIRE LIST
VEHICLE SERIES OR DETAIL	3300-3449
DRAWN BY A. V. 8-31-66	G J Pulark 10/4/66 CHIEF EQUIPMENT ENGINEER
CHECKED BY J Kolecki 9-28-66	C E Kasper 10/6/66 OPERATING MANAGER
SCALE	
REV.	DWG. NO. S1 1 5 1 7