MOTOR and TROLLEY BUS DATA

CHICAGO TRANSIT AUTHORITY

JANUARY 1972

MOTOR BUS AND TROLLEY BUS DATA

INDEX

Title	Page Number
Bus Data	1
Turning Radii, Wheel Bases and Weights	2
Maximum Lengths and Widths	3
Front and Rear Overhang	4
Tire-to-Tire Measurements and Tire Sizes	5
Aisle Width, Door Opening, Roof and Step Heights	6
Step Tread Depths and Step Riser Heights	7
Location of Engine, Power Steering and Torque Oil, Water and Fuel Inlets	8
Maximum "On The Street" Schedule Meter	9
Average Mileage Per Bus & Total Accumulated By Series	10
Propane Shutoff Valve Location	11
Plan and Elevation Drawings	
100 - 249	12
300 - 449	13
601 - 700	14
800 - 804	15
3000 - 3244	16
3300 - 3449	17
3500 - 3699	18
3700 - 3729	19
3730 - 3875	20
5000 - 5499	21
5500 - 5999	22
7200 - 7299	23
8000 - 8149	24
8200 - 8349	25
8400 - 8498	26
8500 - 8649	27
8700 - 8849	28
9413 - 9761	29

CHICAGO TRANSIT AUTHORITY
SHOPS AND EQUIPMENT DEPARTMENT

JANUARY 1, 1972

MOTOR BUS DATA SHEET

No. of Buses	Series	Series Code	Mfgr. & Model No.	Year Received	Length (Inches)	Width (Inches)	Weight (Pounds)	Seating Capacity	Fuel Type	Fuel Tank Capacity	Governor Speed (MPH)	Axle Ratio	Steering
150	100- 249	01	GM-TDH5301	1961	479	101-3/4	20,400	50	D	86	45-50	5-1/7 to 1	Power
150	300- 449	03	GM-TDH5301	1962-3	480-1/2	101-3/4	20,700	50	D	86	45-50	5-1/7 to 1	Power
58	601- 700	05	GM-TDH5103	1950-1	477	103-1/2	19,100	51	D	82	45-50	5-1/6 to 1	Manual
**5	800- 804	08	GM-TDH5303	1965	480-1/2	101-3/4	21,870	50	D	120	60-65	5-1/7 to 1	Power
237	3000-3238	30	FLX F2D6V401-1	1965	483-1/8	102	21,230	50	D	86	45-50	5-4/7 to 1***	Power
1	3239	30	FLX F2DV8C401-1	1965	483-1/8	102	21,590	50	D	120	45-50	4-5/8 to 1	Power
**5	3240-3244	32	FLX F2D6V401-1	1965	483-1/8	102	23,520	50	D	120	60-65	2-speed 4.00-5.51	Power
150	3300-3449	33	FLX F2D6V351-1	1966	421-15/16	102	20,158	42	D	125	45-50	5.57 to 1	Power
195	3500-3694	35	FLX F2D6V401-1	1966-7	482-7/8	102	21,030	50	D	125	45-50	5-4/7 to 1	Power
5	3695-3699	35	FLX F2DV8C401-1	1967	482-7/8	102	21,030	50	D	125	65	4-5/8 to 1***	Power
30	3700-3729	37	FLX FD6VT401-1	1969	480-15/16	96	20,440	50	D	125	45-50	5-1/7 to 1	Power
146	3730-3875	37	FLX F2D6VT401-1	1968-9	480-15/16	102	20,694	50	D	125	45-50	5-1/7 to 1	Power
232	5000-5499	50	FLX 52S2P	1950-1	482	102	18,500	51	P	104	45-50	6-5/6 to 1	Manual
481	5500-5999	55	FLX FT2P-40	1953-4-5	480	102	21,057	50	P	104	45-50	6-5/6 to 1	Manual
61	7200-7299	72	MACK C-49PGT	1956-7	473-1/2	102	22,975	49	P	125	45-50	5-3/8 to 1	Power
150	8000-8149	80	FLX FT2P-40	1956-7	480	102	21,310	50	P	125	45-50	6-5/6 to 1	Manual
150	8200-8349	82	FLX FT2P-40	1958-9	480	102	21,750	50	P	125	45-50	6-5/6 to 1	Power
98	8400-8498	84	FLX FT2P-35	1959	421-3/4	102	20,780	44	P	125	45-50	6-5/6 to 1	Power
1	8499	84	FLX F2DD-40	1960	480	102	23,060	48	D	120	45-50	5-4/7 to 1	Power
100	8500-8599	85	FLX F2D6V401	1961	483	102	21,300	50	D	85	45-50	5-4/7 to 1	Power
51	8600-8650	85	FLX F2D6V401	1961-2	483	102	21,300	50	D	85	45-50	5-4/7 to 1	Power
149	8700-8848	87	FLX F2P-401	1963	483-1/8	102	21,130	50	P	141	45-50	6-5/6 to 1	Power
1	8849	87	FLX F2P-401	1963	483-1/8	102	22,000	50	P	141	45-50	5-4/7 to 1	Power
2606	TOTAL		1322 Propane Buses 1284 Diesel Buses										

** These buses are Air Conditioned.
*** Axle Ratio with Cummins is 4-5/8 to 1, with GM-6V-71 is 5-4/7 to 1.

TROLLEY BUS DATA SHEET

No. of Buses	Series	Series Code	Mfgr.	Year Received	Length (Inches)	Width (Inches)	Weight (Pounds)	Seating Capacity	Motor Mfgr. and Number	Rear Axle Ratio	Control Mfgr. Type
261	9413-9761	94	Marmon-Harrington	1951-2	478-1/2	102	20,340	49	GE-1213J3	11.58:1	G.E.-MRC

SHOPS AND EQUIPMENT DEPARTMENT

JANUARY 1, 1972

MOTOR BUS DATA SHEET

No. of Buses	Series	Series Code	ENGINE DATA				TRANSMISSION		Charging System Mfgr.	Amps. Output	Suspension
			Mfgr. & Model No.	Horsepower RPM	Displacement	Compression Ratio	Mfgr.	Model No.			
150	100- 249	01	GM-6V-71 N°	173 @ 2000°	425.6 cu. in.	18.7 to 1°	Allison	VH	Delco Remy	220	Air Ride
150	300- 449	03	GM-6V-71 N°	173 @ 2000°	425.6 cu. in.	18.7 to 1°	Allison	VH	Delco Remy	220	Air Ride
58	601- 700	05	GM-671	200 @ 1800	425.6 cu. in.	16.0 to 1	Allison	V DR.	Delco Remy	120	Spring
**5	800- 804	08	6V-71 N°	173 @ 2000°	425.6 cu. in.	18.7 to 1°	Allison	VH-9	Delco Remy	300	Air Ride
237	3000-3238	30	GM-6V-71 N°	176 @ 2100°	425.6 cu. in.	18.7 to 1°	Spicer	184	Delco Remy	300	Air Ride
1	3239	30	Cummins V8-E235 ****	210 @ 2500	785.0 cu. in.	15.7 to 1	Spicer	184	Delco Remy	300	Air Ride
**5	3240-3244	32	GM-6V-71 N°	211 @ 2100°	425.6 cu. in.	18.7 to 1°	Spicer	184	Delco Remy	300	Air Ride
150	3300-3449	33	GM-6V-71 N	176 @ 2100	425.6 cu. in.	18.7 to 1	Spicer	184	Delco Remy	300	Air Ride
195	3500-3694	35	GM-6V-71 N	176 @ 2100	425.6 cu. in.	18.7 to 1	Spicer	184	Delco Remy	300	Air Ride
5	3695-3699	35	Cummins V8-E235 ****	210 @ 2500	785.0 cu. in.	16.3 to 1	Spicer	184	Delco Remy	300	Air Ride
30	3700-3729	37	DD-6V-71 N	173 @ 2000	425.6 cu. in.	18.7 to 1	Allison	VH-9	Delco Remy	300	Air Ride
146	3730-3875	37	DD-6V-71 N	173 @ 2000	425.6 cu. in.	18.7 to 1	Allison	VH-9	Delco Remy	300	Air Ride
232	5000-5499	50	FTC-200-3	200 @ 2800	451.0 cu. in.	*	Spicer	916	Delco Remy	120	Torsilastic
481	5500-5999	55	FTC-200-45	200 @ 2800	451.0 cu. in.	*	Spicer	918	Leece Neville	100	Torsilastic
61	7200-7299	72	EN-510A	175 @ 2400	510.0 cu. in.	9.48 to 1	Spicer	183	Delco Remy	120	Air Ride
150	8000-8149	80	FTC-200-63	200 @ 2800	451.0 cu. in.	*	Spicer	183	Leece Neville	100	Torsilastic#
150	8200-8349	82	FTC-200-65	200 @ 2800	451.0 cu. in.	*	Spicer	183	Leece Neville	100	Air Ride
98	8400-8498	84	FTC-200-67	200 @ 2800	451.0 cu. in.	*	Spicer	183	Leece Neville	100	Air Ride
1	8499	84	DD-6V-71 N°	210 @ 2100°	425.6 cu. in.	18.7 to 1°	Spicer	184	Delco Remy	220	Air Ride
100	8500-8599	85	DD-6V-71 N°	176 @ 2100°	425.6 cu. in.	18.7 to 1°	Spicer	183	Delco Remy	220	Air Ride
51	8600-8650	85	DD-6V-71 N°	176 @ 2100°	425.6 cu. in.	18.7 to 1°	Spicer	184	Delco Remy	220	Air Ride
149	8700-8848	87	FTC-200-69	163 @ 2400	451.0 cu. in.	*	Spicer	184	Delco Remy	220	Air Ride
1	8849	87	GMC-V8-637	250 @ 2400	637.0 cu. in.	7.5 to 1	Spicer	184	Delco Remy	220	Air Ride
2606	TOTAL	1322 Propane Buses 1284 Diesel Buses									

* 8.9 to 9.3 depending on cylinder head used.
** These buses are Air Conditioned.
**** Cummins Engines are being converted to GM-6V-71N
3697 has been converted.

Bus 8070 has air ride suspension.
° Engines being rebuilt for these buses since 5-13-68, have been rebuilt to the "N" type.

TROLLEY BUS DATA SHEET

No. of Buses	Series	Series Code	Motor H.P.	Voltage (Volts) D.C.	Brakes	Height (Inches) (Poles Down)	Suspension	Steering	Rear Door
261	9413-9761	94	140	600	Dynamic/Air	123-1/2	Springs	Manual	Treadle

CHICAGO TRANSIT AUTHORITY

TURNING RADII , WHEELBASES & WEIGHTS

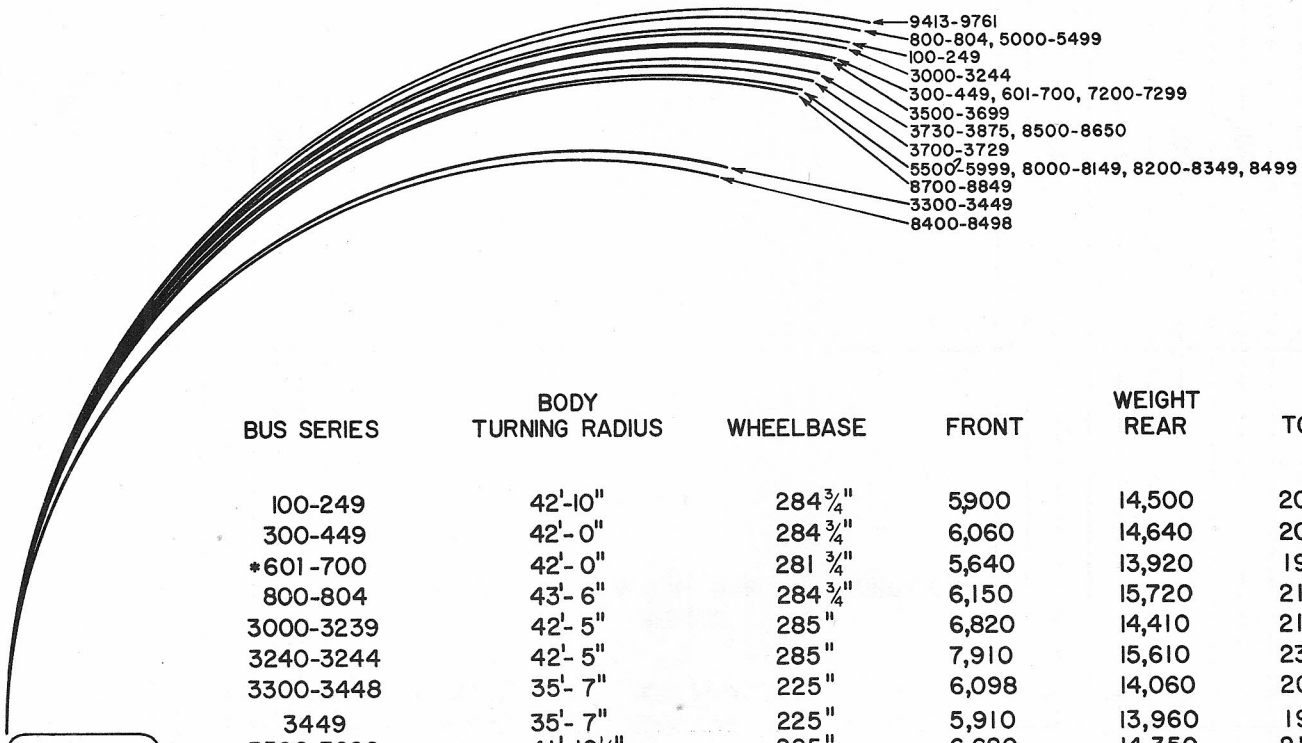

BUS SERIES	BODY TURNING RADIUS	WHEELBASE	WEIGHT FRONT	WEIGHT REAR	WEIGHT TOTAL
100-249	42'-10"	284¾"	5,900	14,500	20,400
300-449	42'- 0"	284¾"	6,060	14,640	20,700
*601-700	42'- 0"	281¾"	5,640	13,920	19,100
800-804	43'- 6"	284¾"	6,150	15,720	21,870
3000-3239	42'- 5"	285"	6,820	14,410	21,230
3240-3244	42'- 5"	285"	7,910	15,610	23,520
3300-3448	35'- 7"	225"	6,098	14,060	20,158
3449	35'- 7"	225"	5,910	13,960	19,850
3500-3699	41'-10½"	285"	6,680	14,350	21,030
3700-3729	40- 6 7/16"	285"	6,480	13,960	20,440
○ 3730-3875	40'-10 15/16"	285"	6,640	14,110	20,750
*5000-5499	43'- 6"	279"	7,690	10,810	18,500
*5500-5719	40'- 0"	274¾"	9,055	12,645	21,700
*5720-5729	40'- 0"	274¾"	8,760	12,100	20,860
*5730-5999	40'- 0"	274¾"	8,500	12,040	20,540
7200-7299	42'- 0"	289½"	8,800	14,175	22,975
‡8000-8149	40'- 0"	274¾"	8,660	12,650	21,310
8200-8349	40'- 0"	274¾"	8,800	12,950	21,750
8400-8498	34'-10"	232⅜"	8,610	12,170	20,780
8499	40'- 0"	274¾"	7,890	15,170	23,060
8500-8650	40'-11"	285"	6,965	14,335	21,300
8700-8849	39'- 9"	277¾"	7,310	13,820	21,130

* WITHOUT POWER STEERING
‡ POWER STEERING (8074 ONLY)
○ 21 WITH FIBERGLASS SEATS

			6,590	13,980	20,570

TROLLEY BUS SERIES

*9413-9761	44'- 3"	270"	7,140	13,200	20,340

CHICAGO TRANSIT AUTHORITY

MAXIMUM LENGTHS & WIDTHS

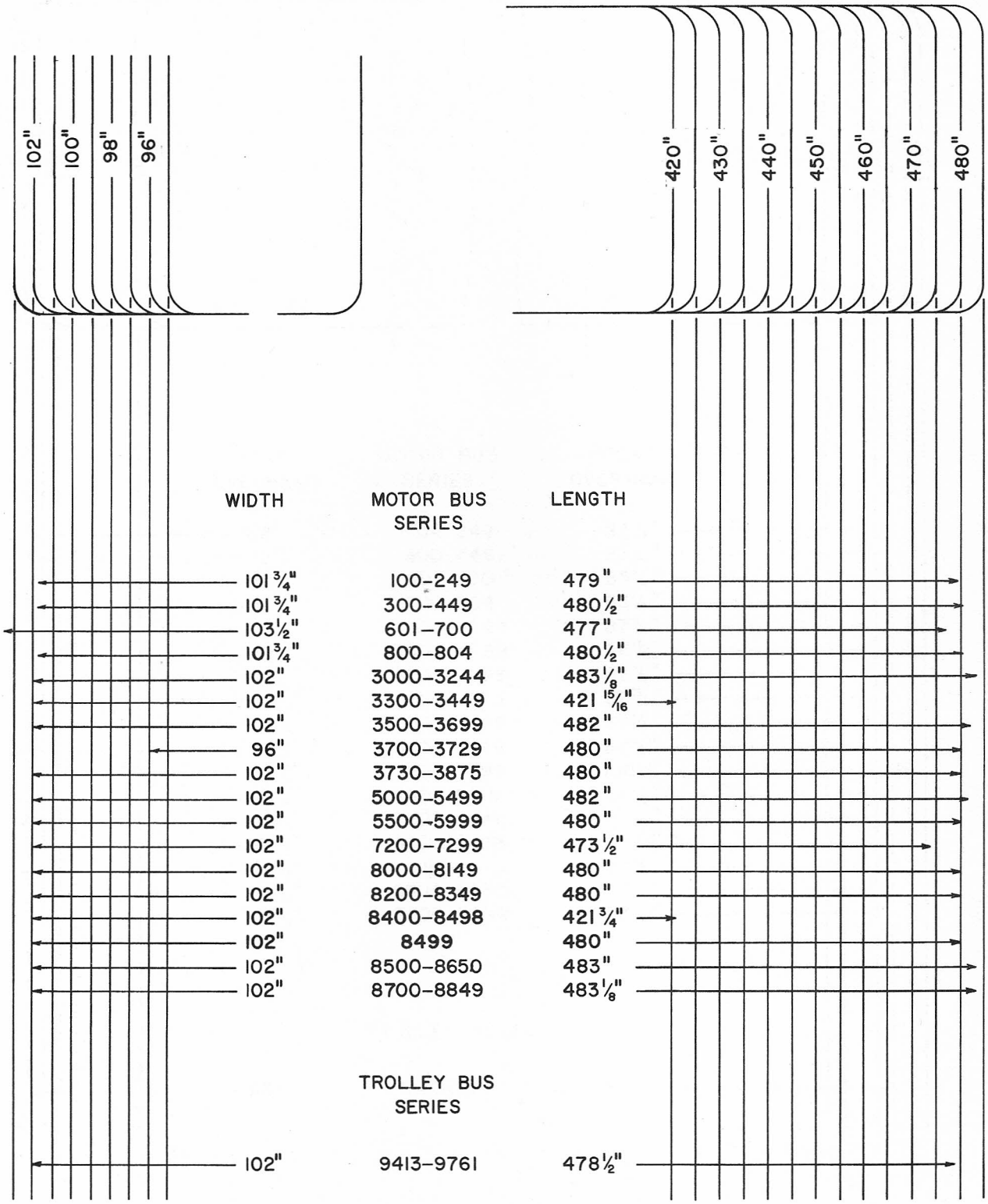

WIDTH	MOTOR BUS SERIES	LENGTH
101 3/4"	100-249	479"
101 3/4"	300-449	480 1/2"
103 1/2"	601-700	477"
101 3/4"	800-804	480 1/2"
102"	3000-3244	483 1/8"
102"	3300-3449	421 15/16"
102"	3500-3699	482"
96"	3700-3729	480"
102"	3730-3875	480"
102"	5000-5499	482"
102"	5500-5999	480"
102"	7200-7299	473 1/2"
102"	8000-8149	480"
102"	8200-8349	480"
102"	8400-8498	421 3/4"
102"	8499	480"
102"	8500-8650	483"
102"	8700-8849	483 1/8"
	TROLLEY BUS SERIES	
102"	9413-9761	478 1/2"

FRONT & REAR OVERHANG

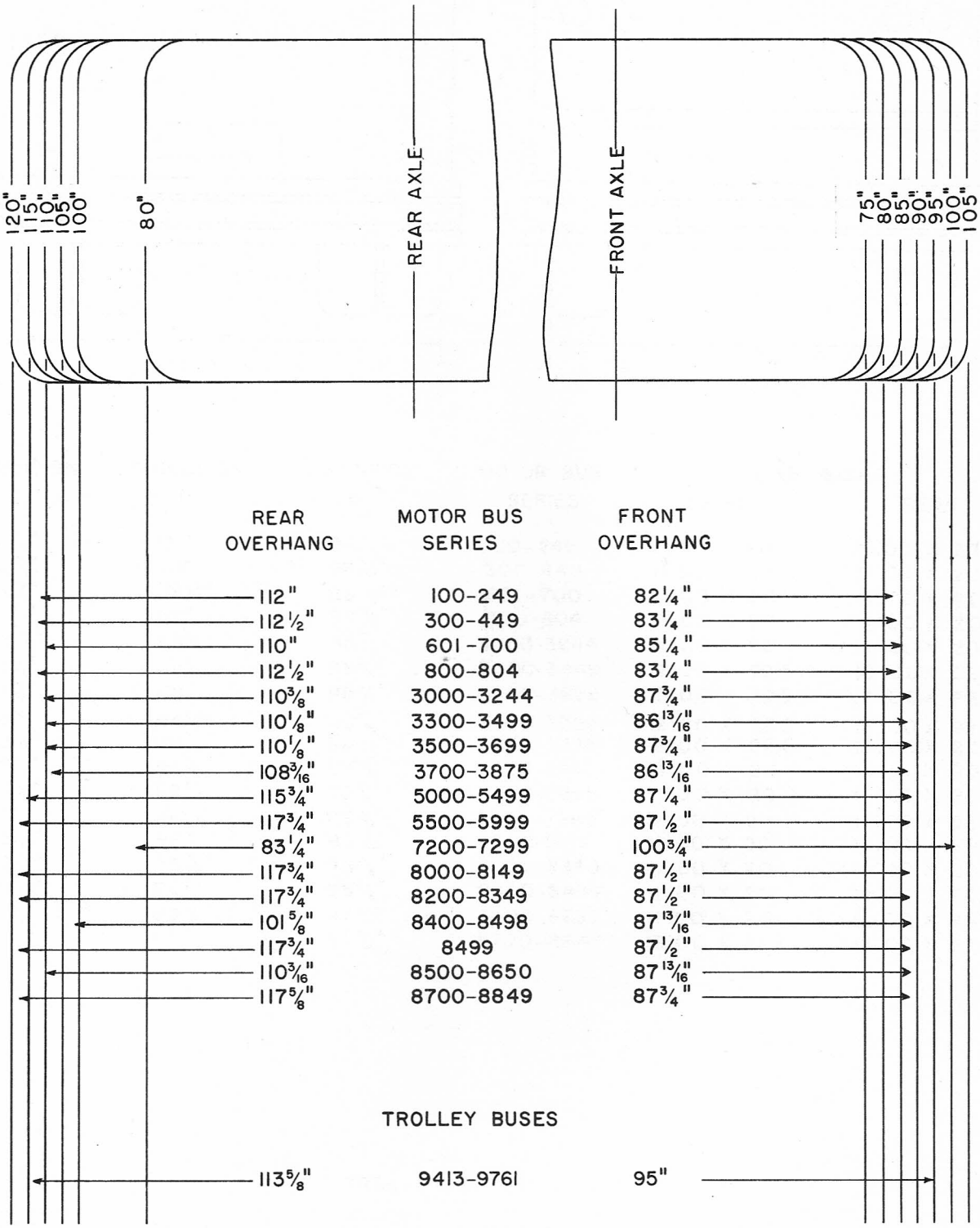

REAR OVERHANG	MOTOR BUS SERIES	FRONT OVERHANG
112"	100-249	82 1/4"
112 1/2"	300-449	83 1/4"
110"	601-700	85 1/4"
112 1/2"	800-804	83 1/4"
110 3/8"	3000-3244	87 3/4"
110 1/8"	3300-3499	86 13/16"
110 1/8"	3500-3699	87 3/4"
108 3/16"	3700-3875	86 13/16"
115 3/4"	5000-5499	87 1/4"
117 3/4"	5500-5999	87 1/2"
83 1/4"	7200-7299	100 3/4"
117 3/4"	8000-8149	87 1/2"
117 3/4"	8200-8349	87 1/2"
101 5/8"	8400-8498	87 13/16"
117 3/4"	8499	87 1/2"
110 3/16"	8500-8650	87 13/16"
117 5/8"	8700-8849	87 3/4"
	TROLLEY BUSES	
113 5/8"	9413-9761	95"

CHICAGO TRANSIT AUTHORITY

TIRE TO TIRE MEASUREMENTS & TIRE SIZES

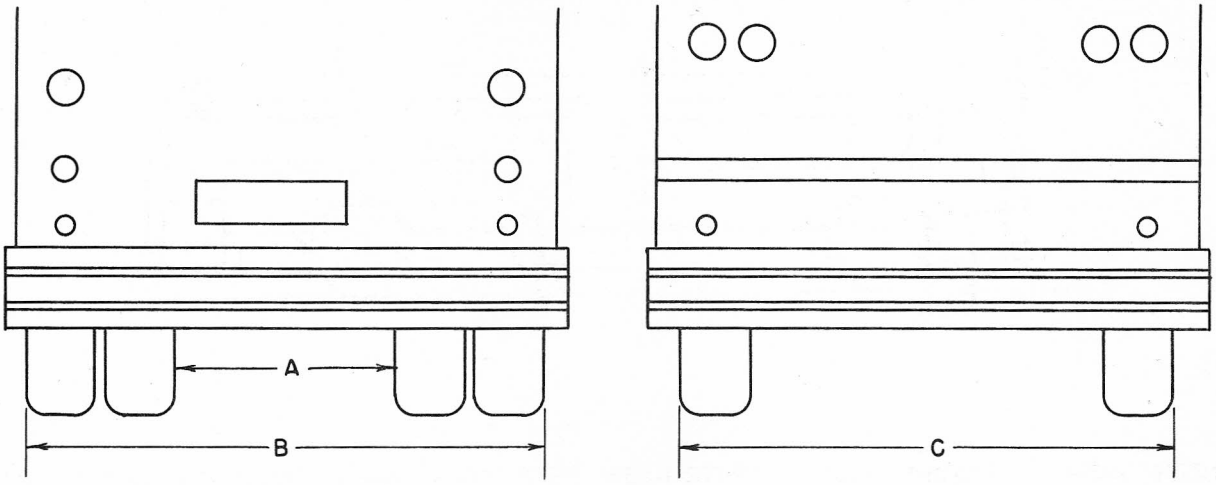

DIMENSION A	DIMENSION B	DIMENSION C	MOTOR BUS SERIES	TIRE SIZES FRONT	REAR
51 7/8"	101"	96 3/4"	100-249	11:00 X 20	11:00 X 20
51 7/8"	101"	96 3/4"	300-449	11:00 X 20	11:00 X 20
51 7/8"	100 3/4"	98 5/8"	601-700	11:00 X 20	11:00 X 20
51 7/8"	101"	96 3/4"	800-804	11:00 X 20	11:00 X 20
52 7/8"	99 5/8"	98"	3000-3244	11:00 X 20	11:00 X 20
51 1/2"	101"	98 3/4"	3300-3449	12:00 X 22.5	12:00 X 22.5
51 1/2"	101"	98 3/4"	3500-3699	12:00 X 22.5	12:00 X 22.5
46"	94 1/2"	90 7/8"	3700 3729	12:00 X 22.5	12:00 X 22.5
52 1/4"	101"	96 3/4"	3730 3875	12:00 X 22.5	12:00 X 22.5
49 1/2"	98 3/4"	100 1/8"	5000-5499	11:00 X 20	11:00 X 20
49 1/2"	98 3/4"	99 3/4"	5500-5999	11:00 X 20	11:00 X 20
51"	102 1/2"	96 1/2"	7200-7299	11:00 X 22	11:00 X 22
49 1/2"	98 3/4"	99 3/4"	8000-8149	11:00 X 20	11:00 X 20
49 1/2"	98 3/4"	99 3/4"	8200-8349	11:00 X 20	11:00 X 20
49 1/2"	98 3/4"	99 3/4"	8400-8499	11:00 X 20	11:00 X 20
51 3/8"	99 1/4"	97 1/2"	8500-8650	11:00 X 20	11:00 X 20
51 1/2"	101"	97 3/4"	8700-8849	12:00 X 22.5	12:00 X 22.5
			TROLLEY BUSES		
52 3/4"	101 1/4"	98 1/2"	9413-9761	11:00 X 22	11:00 X 22

NOTE: Dimension tolerances plus or minus 1/2"

AISLE WIDTH, DOOR OPENING, ROOF & STEP HEIGHTS

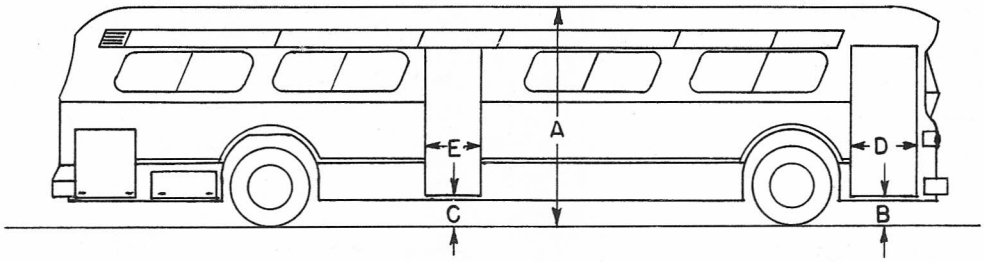

MOTOR BUS SERIES	ROOF CROWN HEIGHT A	FRONT STEP HEIGHT B	REAR STEP HEIGHT C	DOOR OPENING FRONT D	DOOR OPENING REAR E	AISLE WIDTH AT CUSHION HEIGHT
100-249	120 1/4"	15"	16"	25 3/4"	* 21 1/4"	22"
300-449	119 1/8"	13 1/2"	15 11/16"	27 7/8"	* 24 3/4"	22 1/4"
601-700	114 3/4"	15"	15 1/4"	30"	∘ 30 3/16"	26"
800-804	119 1/8"	13 1/2"	15 11/16"	27 7/8"	* 24 3/4"	22 1/4"
3000-3244	117 11/16"	14 3/32"	15 3/32"	27"	* 22 1/4"	22 7/16"
3300-3449	118 1/16"	15"	15 1/4"	27"	* 22 1/4"	22 7/16"
3500-3699	117 27/32"	14 7/32"	15 7/32"	32 1/2"	* 25"	22 7/16"
3700-3729	117 27/32"	14 1/4"	15 3/4"	32 1/2"	* 29 7/16"	20 7/16"
3730-3875	117 27/32"	14 1/4"	15 3/4"	32 1/2"	* 29 7/16"	22 7/16"
5000-5499	113 1/4"	16"	16"	32 3/4"	∘∘ 42"	28 3/4"
5500-5999	118"	17"	17"	30 1/2"	** 22"	28"
7200-7299	118"	15 1/2"	15 1/2"	30 1/2"	** 22"	27 7/8"
8000-8149	117 1/4"	17"	17"	30 1/2"	** 22"	28"
8200-8349	116 1/4"	16"	16"	30 1/2"	** 22"	28"
8400-8498	115 1/2"	15"	15"	30 1/2"	* 24"	26"
8499	116 1/4"	16"	16"	30 1/2"	** 22"	26"
8500-8650	117 5/8"	14 1/4"	15 1/8"	26 1/4"	* 22 1/2"	22 7/16"
8700-8849	117 11/16"	14 3/32"	15 3/32"	27 1/4"	* 23 1/8"	22 7/16"

TROLLEY BUS SERIES	HEIGHT ROOF CROWN A	HEIGHT OVER TROLLEY	STEP HEIGHTS FRONT B	STEP HEIGHTS REAR C	DOOR OPENING FRONT D	DOOR OPENING REAR E	AISLE WIDTH AT CUSHION HEIGHT
9413-9761	113"	123 1/2"	15"	15"	45"	∘∘45"	30"

*SINGLE EXIT PUSH DOOR
**DOUBLE EXIT PUSH DOOR
∘∘DOUBLE EXIT TREADLE DOOR
∘81 BUSES HAVE SINGLE EXIT PUSH DOORS

STEP TREAD DEPTHS & STEP RISER HEIGHTS

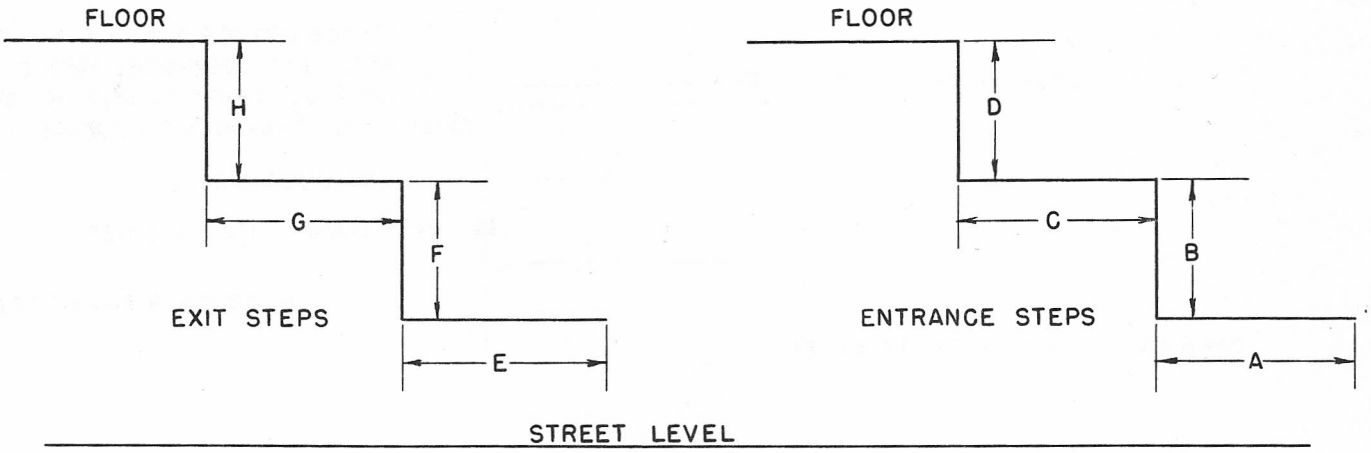

MOTOR BUS SERIES	EXIT STEPS				ENTRANCE STEPS			
	E	F	G	H	A	B	C	D
100-249	13 1/8"	9 5/8"	13 3/8"	9 1/2"	12 3/8"	10"	12 3/8"	10"
300-449	13 1/8"	9 5/8"	13 3/8"	9 1/2"	12 3/8"	10"	12 3/8"	10"
601-700	10 1/8"	9 1/2"	10 1/8"	9 3/8"	11 3/8"	9"	11"	9"
800-804	13 1/4"	9 5/8"	13 1/4"	9 5/8"	12 3/8"	10"	12 3/8"	10"
3000-3244	13"	10 1/8"	13"	10 1/8"	12 1/4"	10"	12 1/4"	10"
3300-3449	12"	10"	12 1/4"	10"	12"	10"	12 1/4"	10"
3500-3699	12"	10"	12 3/8"	10"	12"	10"	12 3/8"	10"
3700-3875	12 1/4"	10"	12 1/4"	10"	12 1/4"	10"	12 1/4"	10"
5000-5499	17 3/8"	8 3/4"	11 7/8"	8 1/2"	14 7/8"	8 1/8"	10 3/4"	8 3/8"
5500-5999	13 1/8"	10"	13 1/8"	10"	14 3/8"	10"	13 1/4"	10"
7200-7299	10 5/8"	9 3/4"	10 3/4"	9 3/4"	10"-11"	9"	10 1/2"-11 1/2"	9 1/4"
8000-8149	13 1/8"	10"	13 1/8"	10"	14 3/8"	10"	13 1/4"	10"
8200-8349	13 1/8"	10"	13 1/8"	10"	14 3/8"	10"	13 1/4"	10"
8400-8499	13 1/8"	10"	13 1/8"	10"	14 3/8"	10"	13 1/4"	10"
8500-8650	12 7/8"	10"	13 1/4"	10"	14 3/8"	10 1/2"	13"	10 1/2"
8700-8849	12 7/8"	10"	13 1/4"	10"	14 3/8"	10 1/2"	13"	10 1/2"
TROLLEY BUSES								
9413-9761	11"	8 1/2"	11 3/4"	9"	13"-13 3/4"	8 1/4"	11 3/4"	9"

CHICAGO TRANSIT AUTHORITY

LOCATION OF ENGINE, POWER STEERING & TORQUE OIL, WATER & FUEL INLETS

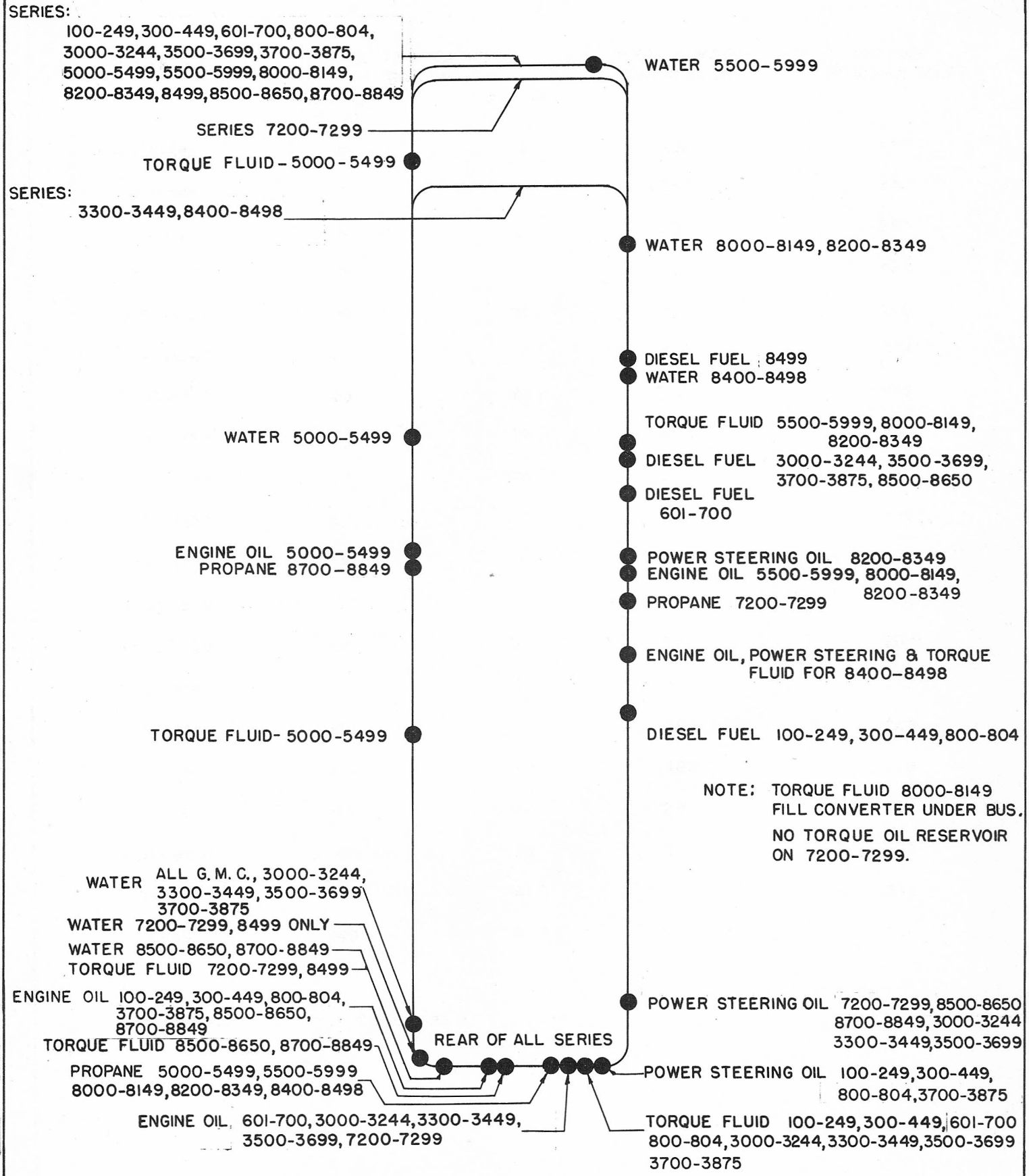

OFFICE OF EQUIPMENT RESEARCH & DEVELOPMENT

CHICAGO TRANSIT AUTHORITY

MAXIMUM "ON THE STREET" SCHEDULE MILES

BUS SERIES	FUEL TANK CAPACITY "GALLONS" STATED	FUEL TANK CAPACITY "GALLONS" ACTUAL	AVERAGE MILES PER GALLON	MAXIMUM SCHEDULE MILES
100-249	95	86	4.02	346
300-449	95	86	3.84	330
601-700	85	82	3.50	287
800-804	125	120	3.56	427
3000-3239	95	86	3.38	290
3240-3244	125	120	3.13	375
3300-3449	125	125	3.83	479
3500-3699	125	125	4.24	530
3700-3729	125	125	3.93	491
3730-3875	125	125	3.51	439
5000-5499	100	104	1.74	181
5500-5999	100	104	1.75	182
7200-7299	125	125	2.15	269
8000-8149	125	125	1.70	212
8200-8349	125	125	1.83	229
8400-8498	125	125	1.83	229
8499	125	120	2.97	356
8500-8650	95	85	3.83	325
8700-8848	140	141	1.88	265
8849	140	141	2.35	331

AVERAGE OF 13 PERIODS ENDING 12-25-71

CHICAGO TRANSIT AUTHORITY

AVERAGE MILEAGE PER BUS & TOTAL ACCUMULATED BY SERIES

BUS SERIES	NO. OF BUSES	ACCUMULATED MILEAGE	YEAR PURCHASED
100-249	150	64,291	1961
300-449	150	40,784	1962-63
601-700	58	39,993	1950-51
800-804	5	1,133	1965
3000-3239	238	67,043	1965
3240-3244	5	1,378	1965
3300-3449	150	35,873	1966
3500-3699	200	44,316	1966
3700-3729	30	3,587	1968-69
3730-3875	146	19,159	1968-69
5000-5499	232	152,637	1950-51
5500-5999	481	307,120	1953-55
7200-7299	61	31,960	1956-57
8000-8149	150	79,968	1956-57
8200-8349	150	72,652	1958-59
8400-8498	98	42,134	1959
8499	1	251	1960
8500-8650	151	57,166	1961
8700-8848	149	55,287	1963
8849	1	204	1963
9413-9761	261	191,134	1951-52

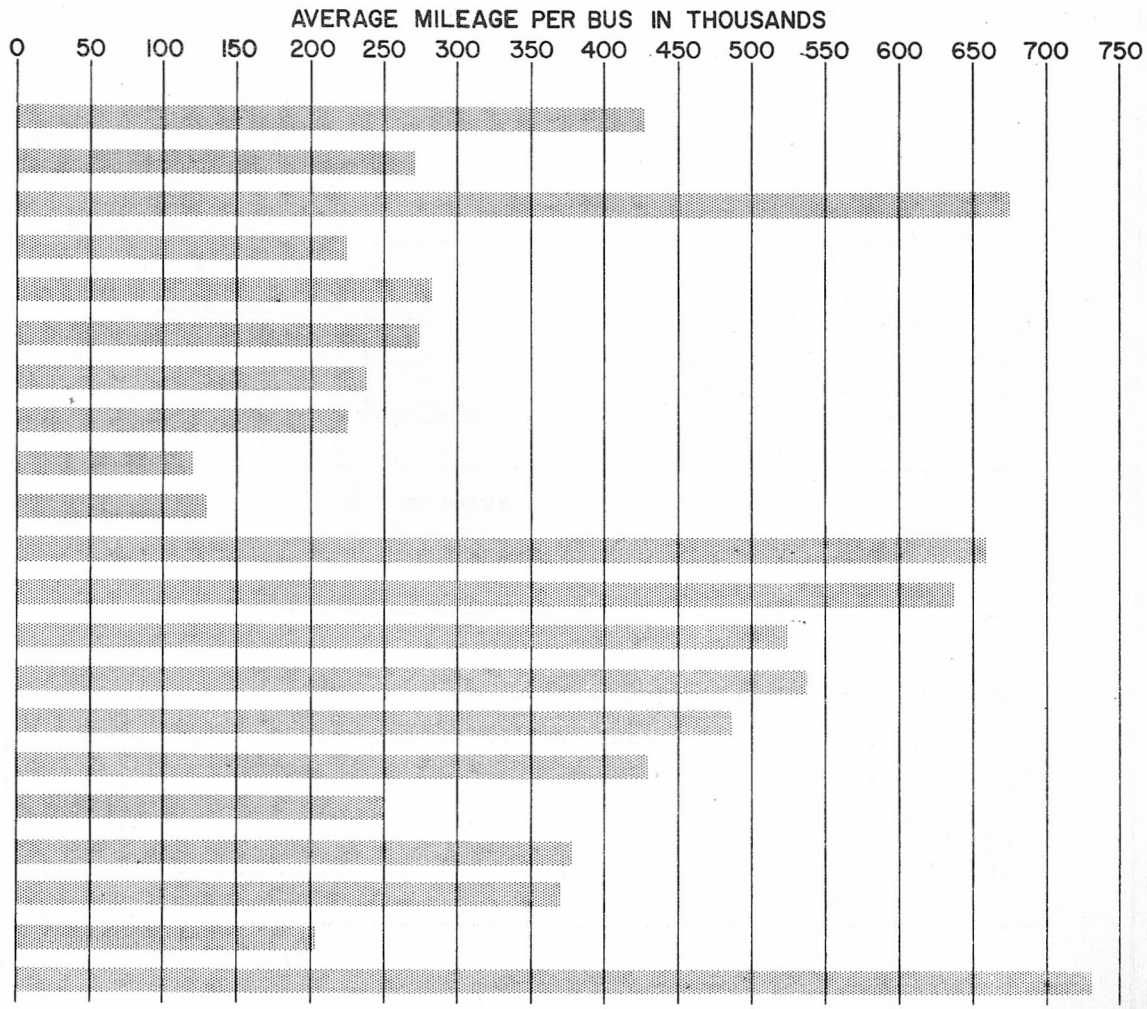

MILEAGE SHOWN IS IN THOUSANDS AS OF PERIOD ENDING 12-25-71

CHICAGO TRANSIT AUTHORITY

PROPANE SHUTOFF VALVE LOCATION

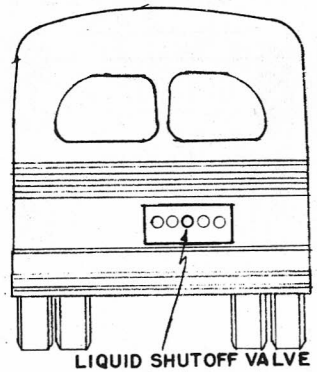

5000-5499
5500-5999
8000-8148
8200-8349
8400-8498

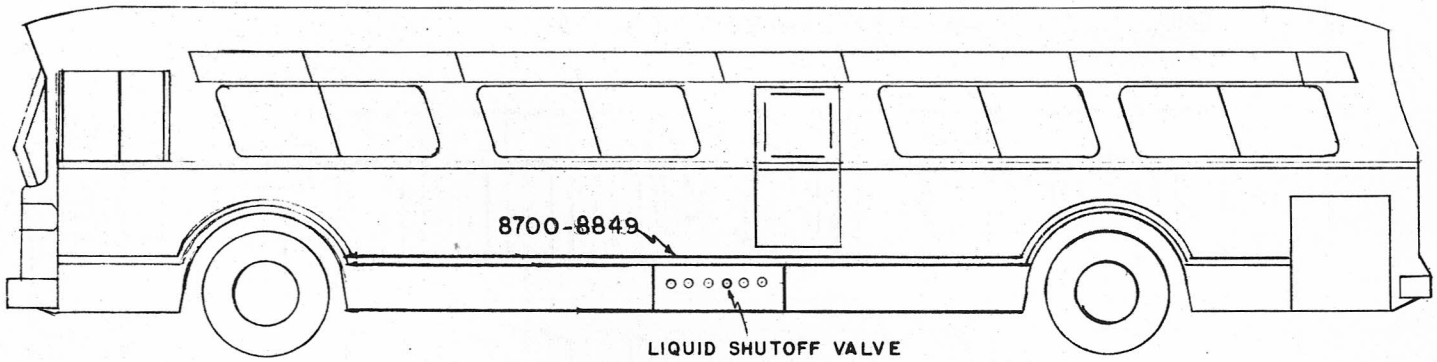

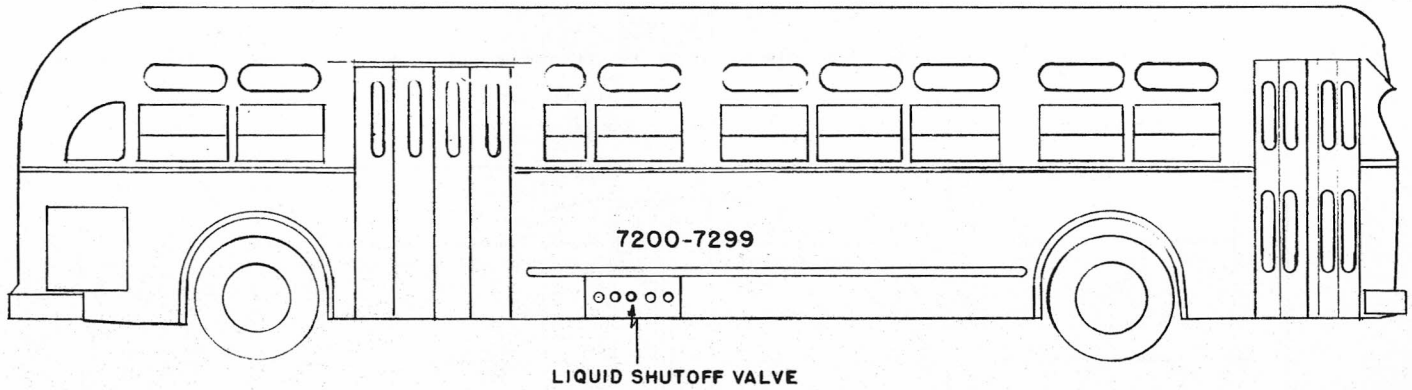

OFFICE OF EQUIPMENT RESEARCH & DEVELOPMENT

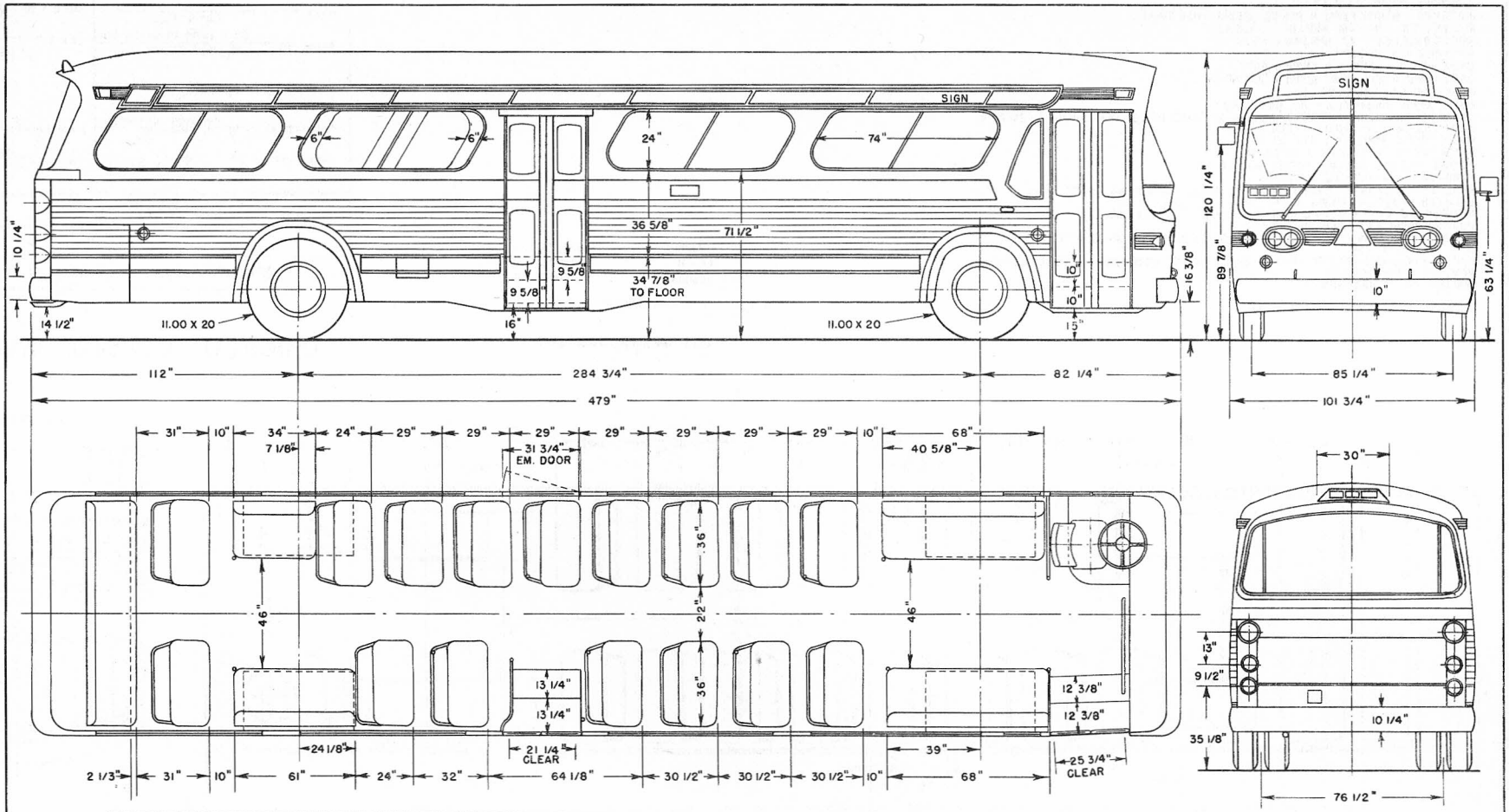

NUMBER OF BUSES	150
SEATING CAPACITY	50
ENGINE	DETROIT DIESEL MODEL 6V-71 (ENGINE ACCESSORIES GEAR DRIVEN)
FUEL	DIESEL OIL
HORSEPOWER	MAX. B.H.P., 190 at 2000 R.P.M. USING S55 INJECTORS
COMPRESSOR (2 MFGRS.)	MIDLAND N-5902-B (NOS. 100-174), B.W. 229563 (NOS. 175-249)
GENERATOR (AC)	DELCO REMY 1117670, OIL COOLED
STARTER	DELCO REMY 1114062
HEATING	CENTRAL UNDERFLOOR SYSTEM
HEADLIGHTS	SEALED BEAM
FRONT AXLE	TIMKEN 16931-WX-60
REAR AXLE	TIMKEN 59723-WX-9
REAR AXLE RATIO	5 1/7 TO 1
CONVERTER	ALLISON MODEL VH
DOOR EQUIPMENT	MIDLAND, FRONT N-3680-D; CENTER, PUSH 205N-20560C
FUEL TANK CAPACITY	95 GALLONS
LIGHTING	FLUORESCENT
STEERING	SAGINAW-POWER, VICKERS
DESTINATION SIGNS	TRANSIGN
SEATING	HEYWOOD-WAKEFIELD
SPEEDOMETER	A.C. 1587607 ASSY. WITH ODOMETER
BATTERIES	BOWER RENTAL, TYPE 15
VOLTAGE REGULATOR	DELCO REMY 9000551
TURNING RADIUS	42 FT. 8 IN. LEFT – 42 FT. 10 IN. RIGHT
WEIGHT - FRONT	5,900 LBS.
REAR	14,500 "
TOTAL	20,400 "

CHICAGO TRANSIT AUTHORITY

GENERAL PLAN AND ELEVATION

GMC BUSES NO. 100-249

MODEL TDH 5301

DRAWN BY: C.E.K. CHECKED BY: HSW	OFFICE OF ENGINEER OF EQUIPMENT	SCALE: 3/8" = 1'-0" JULY 19, 1961
APPROVED: G. J. Clark ENGINEER OF EQUIPMENT	APPROVED: Chas. E. Keiser GEN. SUPT. OF ENGINEERING	
	NO. SD-1043.	

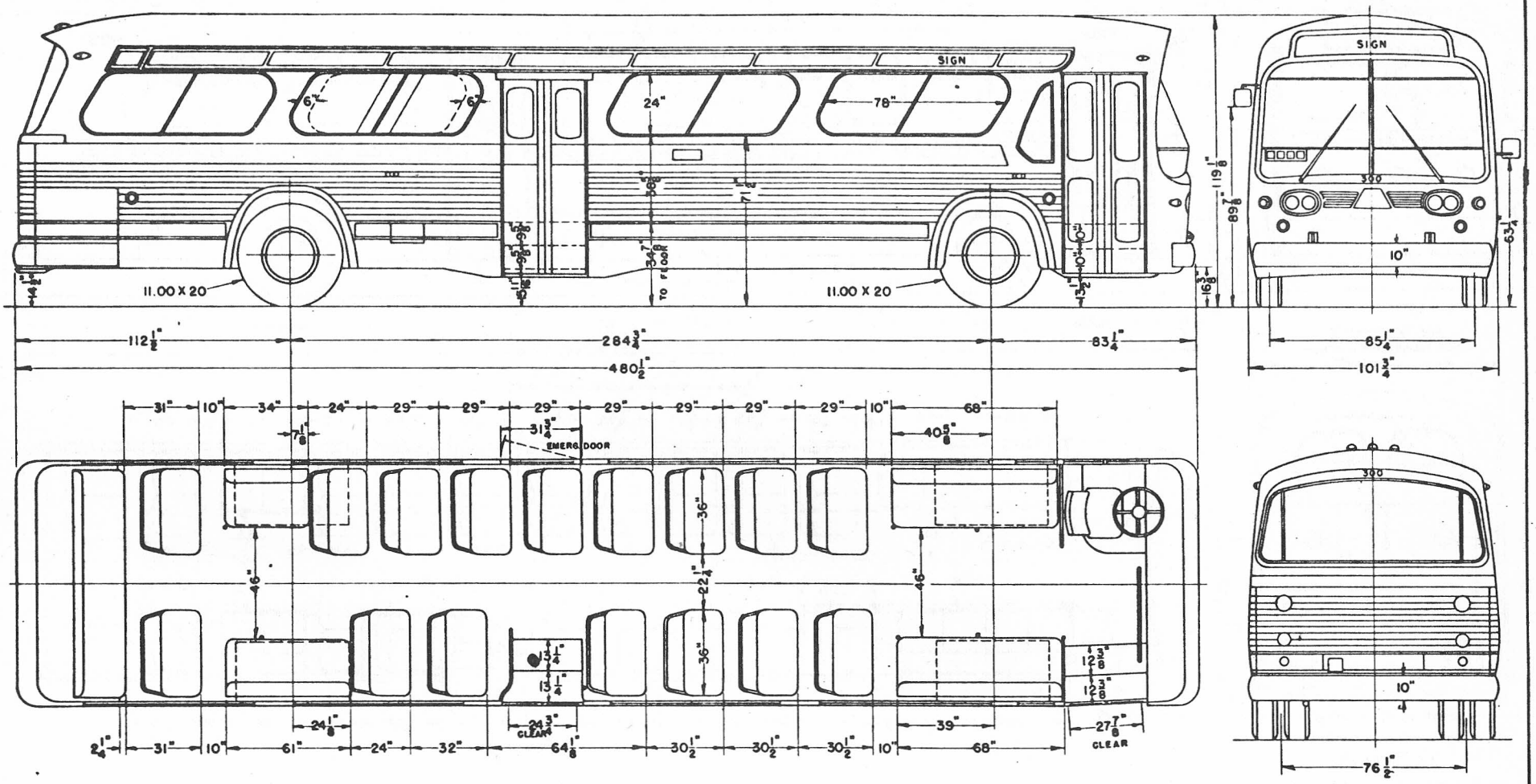

BUS SERIES: 300-449

WEIGHTS

FRONT	6060 LBS.
REAR	14640 "
TOTAL	20700 "

EQUIPMENT

NUMBER OF BUSES = 150
SEATING CAPACITY = 50
ENGINE = DETROIT DIESEL MODEL 6V-71 (ENGINE ACCESSORIES GEAR DRIVEN)
FUEL = DIESEL OIL
HORSEPOWER = MAX. B.H.P. 183 at 2000 R.P.M. USING S-55 INJECTORS
COMPRESSOR = WAGNER AF-42614
GENERATOR (AC) = DELCO REMY 1117670, OIL COOLED
STARTER = DELCO REMY 1114100
HEATING = CENTRAL UNDERFLOOR SYSTEM-MINN. HONEYWELL
HEADLIGHTS = SEALED BEAM
FRONT AXLE = TIMKEN 16931-WX-78
REAR AXLE = TIMKEN 59723-WX-18
REAR AXLE RATIO = 5-1/7 TO 1
CONVERTER = ALLISON MODEL VH
DOOR OPERATOR = MIDLAND, FRONT N-3680-D; CENTER, PUSH N-3856-A
FUEL TANK CAPACITY = 95 GALLONS
LIGHTING = FLUORESCENT
STEERING = SAGINAW-POWER, VICKERS
DESTINATION SIGNS = TRANSIGN
SEATING = NATIONAL
SPEEDOMETER = AC-1587607 ASSY.
BATTERIES = BOWER RENTAL, TYPE 15
VOLTAGE REGULATOR = DELCO REMY-9000551
TURNING RADIUS = 42 FT.

CHICAGO TRANSIT AUTHORITY

GENERAL PLAN & SIDE ELEVATION

FOR

GM-TDH-5301

DRAWN BY A. V. DATE 9-3-65
CHECKED BY F. M. Holvat DIVISION ENGINEER
DATE 9-3-65
APPROVED [signature] SUPT. TECH. SERVICES DIV.
DATE 9-8-65

APPROVED L. G. Anderson SUPT. OF SHOPS & EQUIPMENT
DATE September 8, 1965
SCALE 3/16" = 1'
DRG. No. 1-K-378

REVISIONS

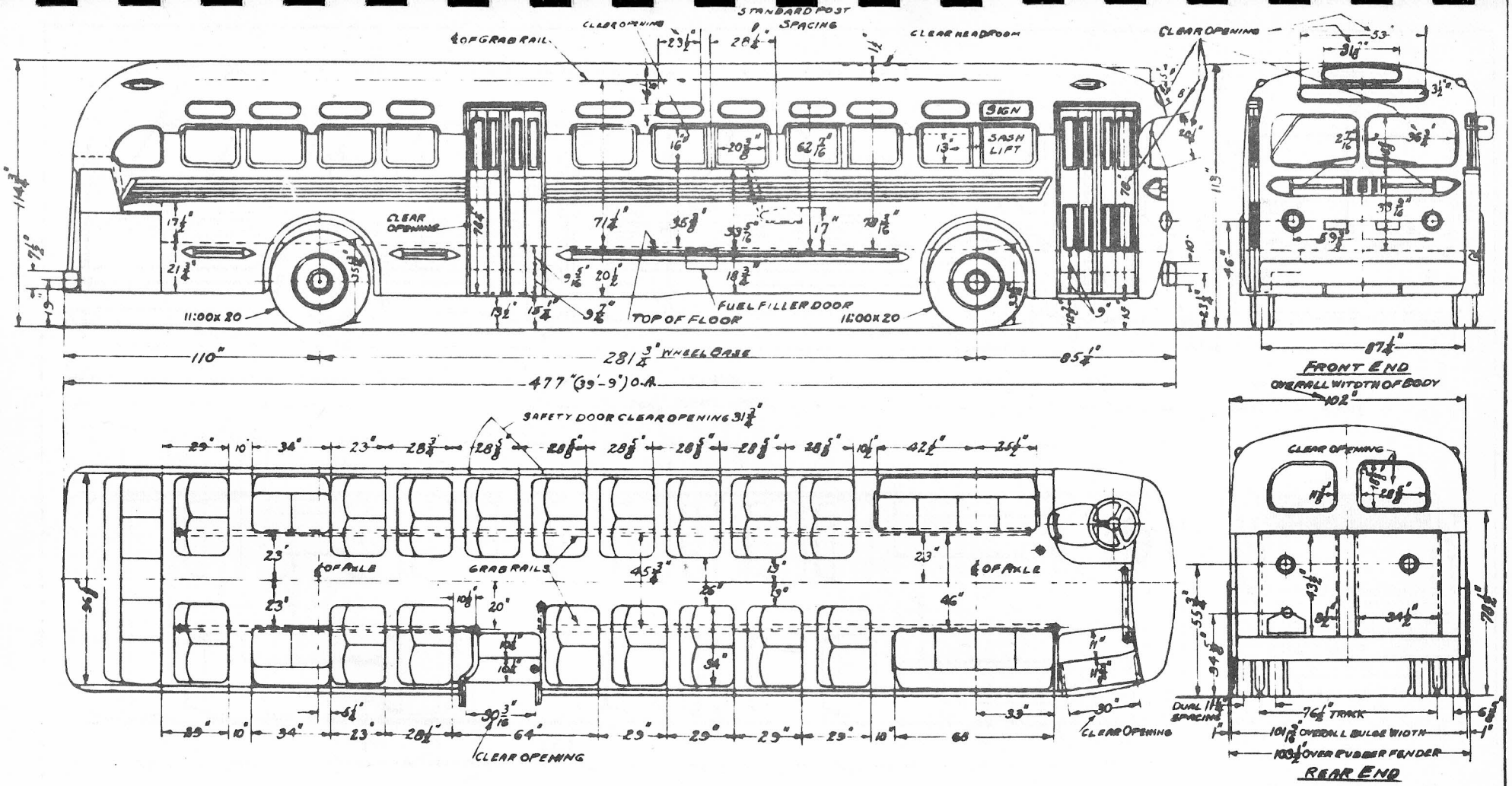

EQUIPMENT

NUMBER OF BUSES = 100
SEATING CAPACITY = 51
ENGINE = G.M.C. 671 DIESEL
HORSE POWER = 200 (ORIGINAL)
COMPRESSOR - WAGNER, TYPE SRE-10-WS, MODEL AF-2859-C10 C.F.
STARTER - DELCO REMY 1108807
HEATERS - G.M. THERMOMATIC
HEADLIGHTS - SEALED BEAM
EXIT DOOR - NATIONAL PNEUMATIC, TREADLE TYPE
TRANSMISSION - V-DRIVE HYDRAULIC
CARBURETION - INJECTOR 70 C.C. (ORIGINAL)
SPEEDOMETER - NONE
FRONT AXLE - G.M. 2272455 (TIMKEN)
REAR AXLE - G.M. 2273155 (TIMKEN)
GEAR RATIO - 5 1/16 :1
GENERATOR - DELCO REMY 1117568, WITH 1118544
" REGULATOR, FIRST 50 BUSES
" DELCO REMY 1117656 WITH 1118414
" REGULATOR, LAST 50 BUSES (ALTERNATOR)

BUS SERIES: 601-700.

WEIGHTS

LIGHT WEIGHT - FRONT = 5,640 LBS.
" " - REAR = 13,920 "
" " - TOTAL = 19,560 "

CHICAGO TRANSIT AUTHORITY

GENERAL PLAN & SIDE ELEVATION
FOR
G.M. TDH-5103

DR. BY J.N. TR. BY
CHECKED BY
CORRECT
ENGINEER OF EQUIPMENT
APPROVED 19
GEN. SUPT. OF SHOPS & EQUIPMENT

APPROVED 19
ELECTRICAL ENGINEER
APPROVED 19
CHIEF ENGINEER
SCALE:
DRG. NO. 1-K-375.

REVISIONS

11-3-54.

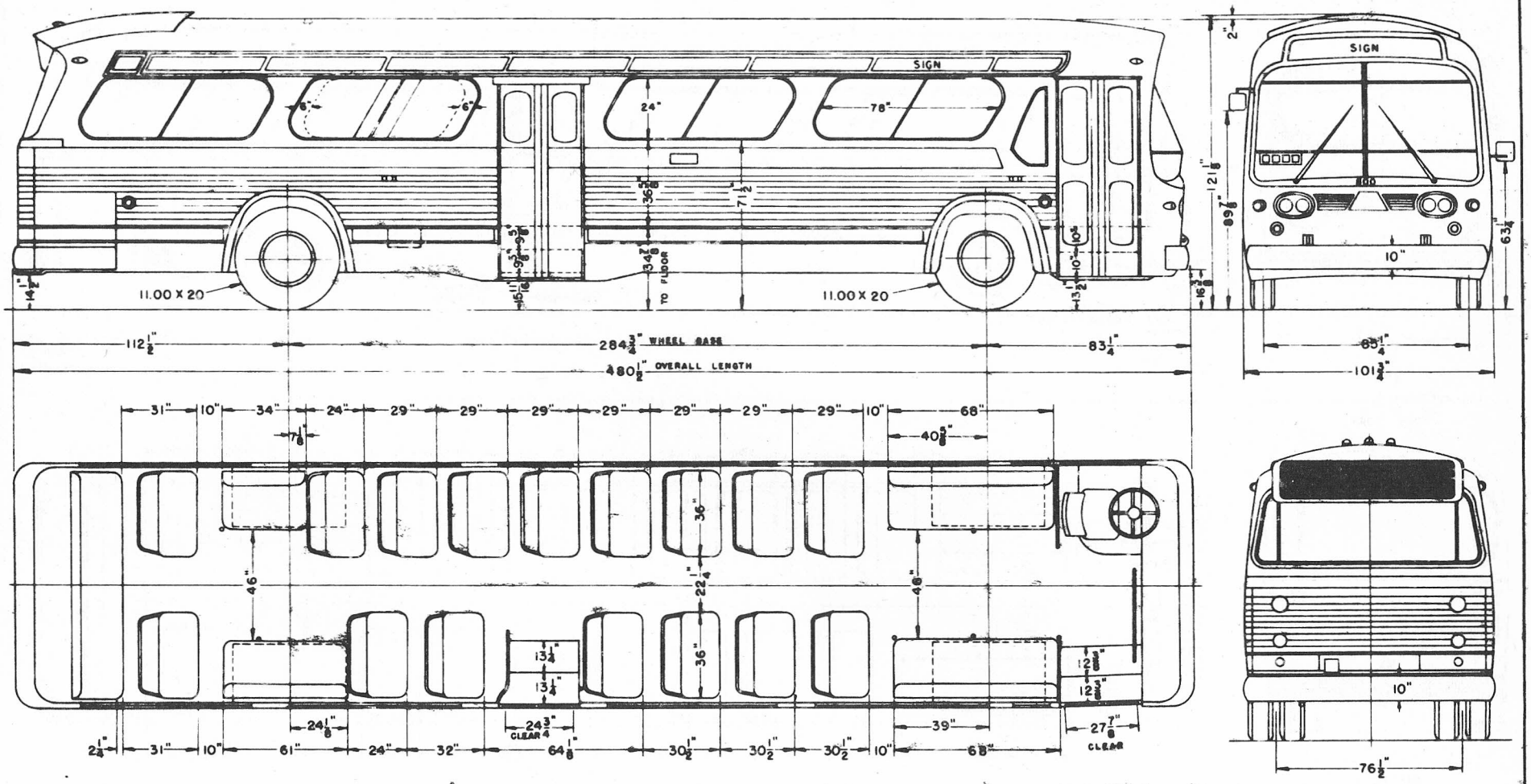

NUMBER OF BUSES = 5
SEATING CAPACITY = 50
ENGINE = DETROIT DIESEL MODEL 6V-71 (ENGINE ACCESSORIES GEAR DRIVEN)
FUEL = DIESEL OIL
HORSEPOWER = MAX. B.H.P. 197 AT 2000 R.P.M. USING S-60 INJECTORS
COMPRESSOR = BW-276111
GENERATOR (AC) = DELCO REMY 1117677, OIL COOLED
STARTER = DELCO REMY 1114100
HEATING = CENTRAL UNDERFLOOR SYSTEM - MINN. HONEYWELL
HEADLIGHTS = SEALED BEAM
FRONT AXLE = TIMKEN 16931-WX113
REAR AXLE = TIMKIN 59723-WX130
REAR AXLE RATIO = 4.11 TO 1
CONVERTER = ALLISON MODEL V.H.
DOOR OPERATOR = MIDLAND, FRONT N-3680-D, CENTER, PUSH N-3856-A
FUEL TANK CAPACITY = 125 GALLONS
LIGHTING = FLUORESCENT
STEERING = SAGINAW - HYDRAULIC POWER, VICKERS
DESTINATION SIGNS = TRANSIGN
SEATING = HEYWOOD WAKEFIELD
SPEEDOMETER = AC-1587607 ASSY.
BATTERIES = 2 UNIVERSAL LAYOUT 33
VOLTAGE REGULATOR = DELCO REMY-9000551
TURNING RADIUS = 43 FT. 6 IN.

WEIGHTS

FRONT	6150 LBS.
REAR	15720 "
TOTAL	21870 "

CHICAGO TRANSIT AUTHORITY
EQUIPMENT RESEARCH & DEVELOPMENT

TITLE	GENERAL PLAN & SIDE ELEVATION
VEHICLE NO.	800-804
DRAWN BY A. V. 10-17-66	CHIEF EQUIPMENT ENGINEER
1-23-67	OPERATING MANAGER
SCALE 3/8" = 1'-0"	DWG. NO. S3 5 0 1

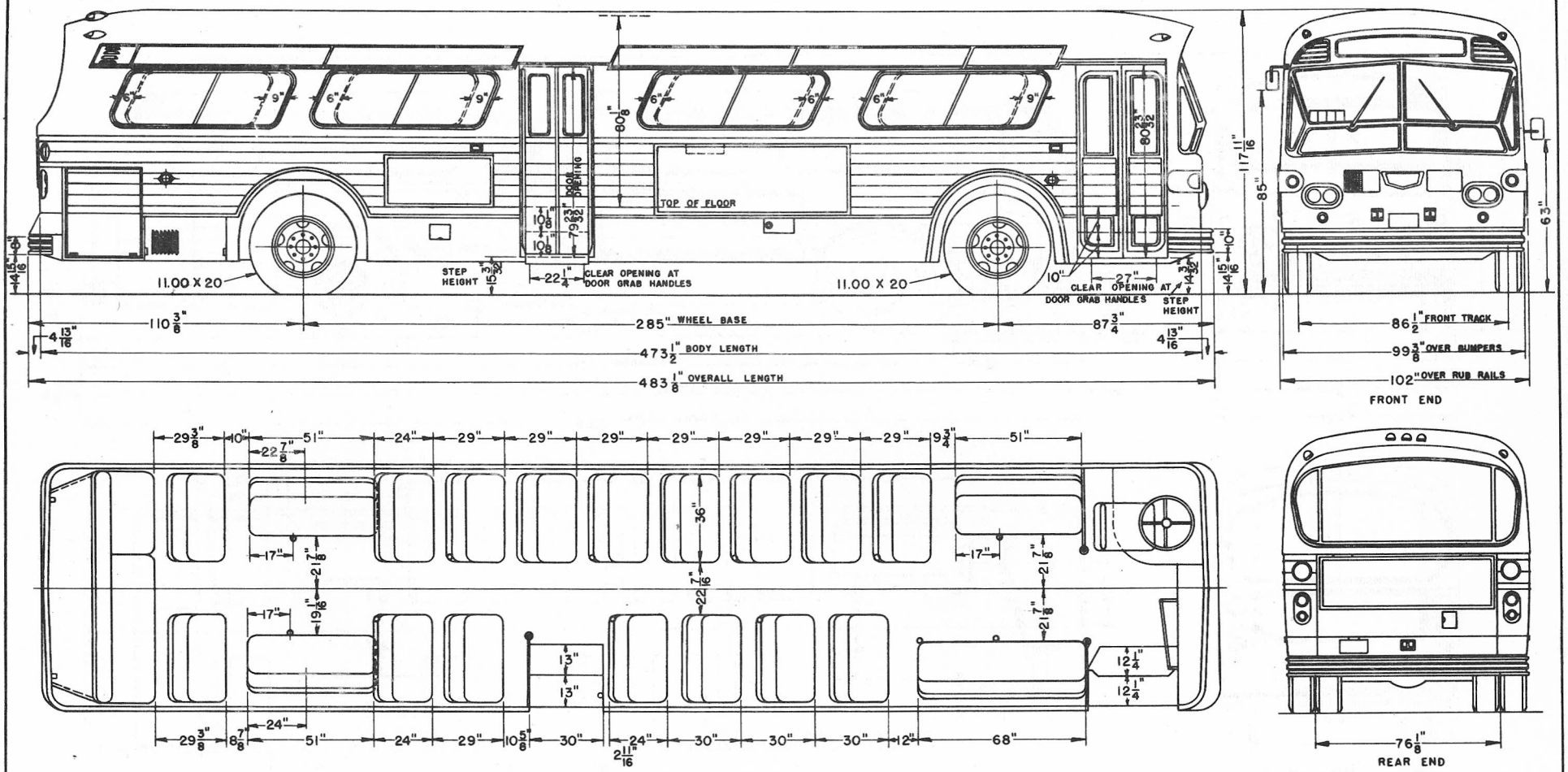

NUMBER OF BUSES = 150
SEATING CAPACITY = 50
ENGINE = 3000-3238, 3240-3244 = DETROIT DIESEL, MODEL 6V-71-ENGINE ACCESSORIES, BELT DRIVEN
3239 = CUMMINS V8-E235
FUEL = DIESEL OIL
HORSEPOWER = 3000-3238 = 175 H.P. @ 2150 RPM INJECTOR 5S8
3239 = 230 H.P. @ 2500 RPM
3240-3244 = 211 H.P. @ 2100 RPM INJECTOR S60
COMPRESSOR = BW-279285
ALTERNATOR = D.R.-1117680-OIL COOLED
STARTER = DR-1114085
HEATING = CENTRAL UNDERFLOOR SYSTEM
HEADLIGHTS = SEALED BEAM
FRONT AXLE = TIMKEN 2665WX37
REAR AXLE = 3000-3239 TDA-R114WX23 - 3240-3244 TDA314WX1
REAR AXLE GEAR RATIO = 3000-3238 - 5-4/7:1
3239 - 4-5/8:1
3240-3244 - 4.00-5.51:1
CONVERTER = 3000-3239 SPICER 184-1A
3240-3244 SPICER 184-1B
DOOR EQUIPMENT = MIDLAND ROSS-CENTER PUSH
FUEL TANK CAPACITY = 3000-3238 - 95 GALLONS
3239-3244 - 125 GALLONS
LIGHTING = FLUORESCENT - PANEL
STEERING = ROSS-VICKERS, POWER
DESTINATION SIGN = TRANSIGN
SEATING = FLXIBLE
SASH = FLXIBLE
SPEEDOMETER = AC-6411262
BATTERIES = 3000-3238 1-UNIVERSAL
3239-3244 2-UNIVERSAL
VOLTAGE REGULATOR = DR-9000551
TURNING RADIUS = 42'-5" RIGHT & LEFT
AIR CONDITIONED = 3240-3244 DRIVE ENGINE PERKINS DIESEL

BUS SERIES: 3000-3244

WEIGHTS

	FRONT	REAR	TOTAL
3000-3238 =	6820	14410	21230
3239 =	6830	14760	21590
3240-3244 =	7910	15610	23520

CHICAGO TRANSIT AUTHORITY

GENERAL PLAN & SIDE ELEVATION

FOR

MODEL F2D6V-401-1 3000-3239 MODEL F2D6V-401-1 A/C 3240-3244

Drawn by A.V. Date 9-16-65
Checked by [signature] division engineer
Date 12-13-65
Approved [signature] supt. tech. services div.
Date 12-20-65

Approved L. G. Anderson supt. of shops & equipment
Date December 23, 1965
Scale 3/8" = 1'-0"
DRG. No. 1-K-379

REVISIONS

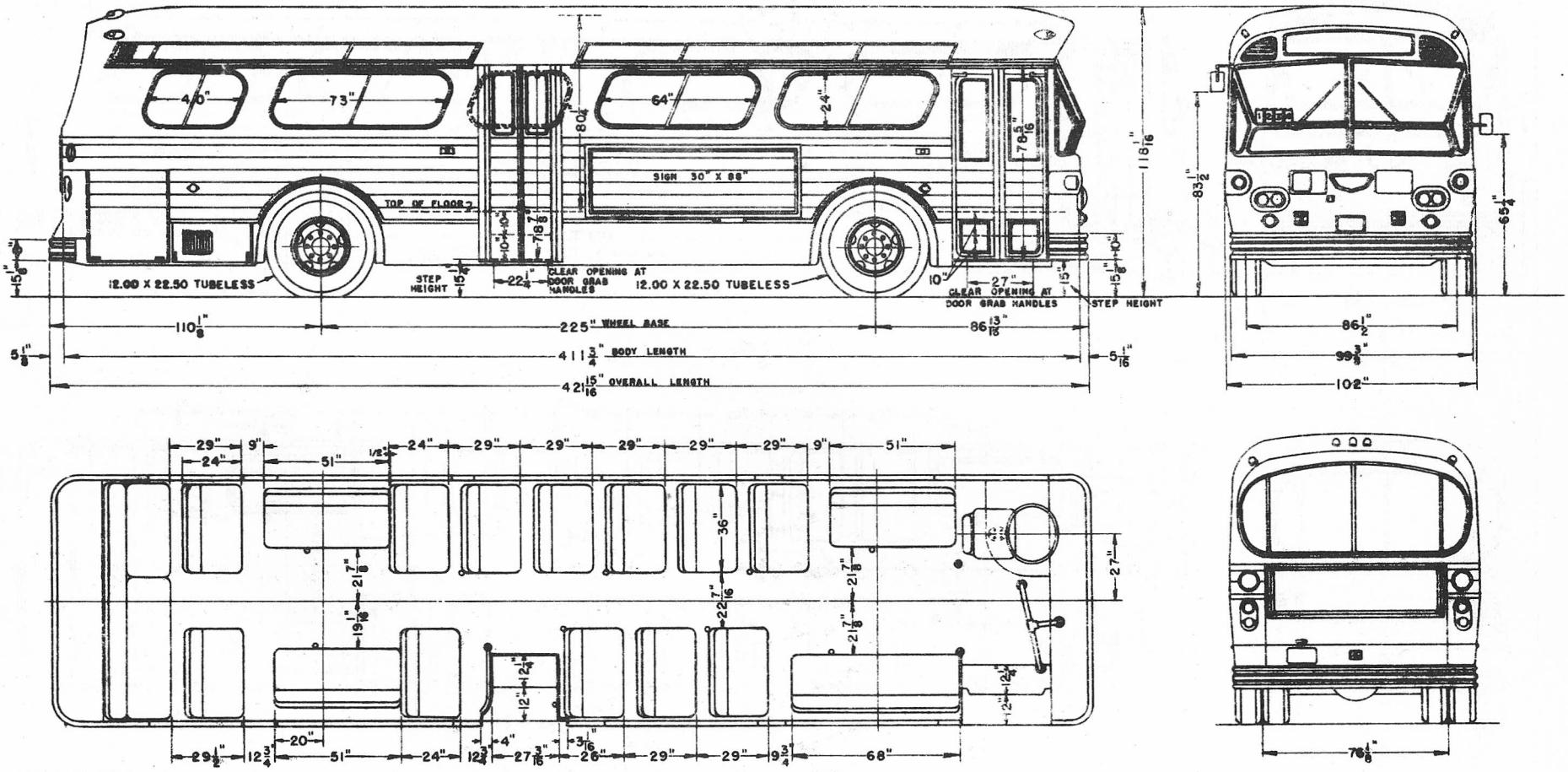

NUMBER OF BUSES = 150
SEATING CAPACITY = 42
ENGINE = DETROIT DIESEL V6-71N
FUEL = DIESEL OIL
HORSEPOWER = 176 H.P. 2100 R.P.M. INJECTOR 71 N5
COMPRESSOR = BW TU-FLO 600 (279892)
ALTERNATOR = DELCO REMY 1117683 300AMP OIL COOLED
STARTER = DELCO REMY 1114085
HEATING = CENTRAL UNDERFLOOR SYSTEM
HEADLIGHTS = SEALED BEAM
FRONT AXLE = ROCKWELL STANDARD 2665 WX 46
REAR AXLE = ROCKWELL STANDARD R114 WX29
REAR AXLE GEAR RATIO = 5.67 TO 1
CONVERTER = SPICER M-164-18
DOOR EQUIPMENT = MIDLAND ROSS-CENTER PUSH
FUEL TANK CAPACITY = 125 GALLONS
LIGHTING = FLUORESCENT - PANEL
STEERING = SHEPPARD - POWER 491AR
DESTINATION SIGN = TRANSIGN - ELECTRIC DRIVE
SEATING = FLXIBLE
SASH = FLXIBLE
SPEEDOMETER = AC-1588373 SENDING UNIT, AC-6411262 HEAD
BATTERIES = 2-UNIVERSAL RENTAL
VOLTAGE REGULATOR = DELCO REMY 9000551
TURNING RADIUS = 29'-11" RIGHT & LEFT
BODY TURNING RADIUS = 35'-7" RIGHT & LEFT
BUS NO. 3449 = FLXAIRE SPRING SUSPENSION

WEIGHTS		BUS 3449	
FRONT	6098 LBS	FRONT	5910 LBS.
REAR	14060 LBS	REAR	13960 "
TOTAL =	20158 LBS	TOTAL	19850 "

CHICAGO TRANSIT AUTHORITY EQUIPMENT RESEARCH & DEVELOPMENT	
TITLE	GENERAL PLAN & SIDE ELEVATION
VEHICLE SERIES OR DETAIL	3300-3449
DRAWN BY A. V. 8-15-66	CHIEF EQUIPMENT ENGINEER 8/25/66
CHECKED BY J. Bolech 8-17-66	OPERATING MANAGER
SCALE 3/8"=1'-0"	DWG. NO. S3 5 0 0
REV.	

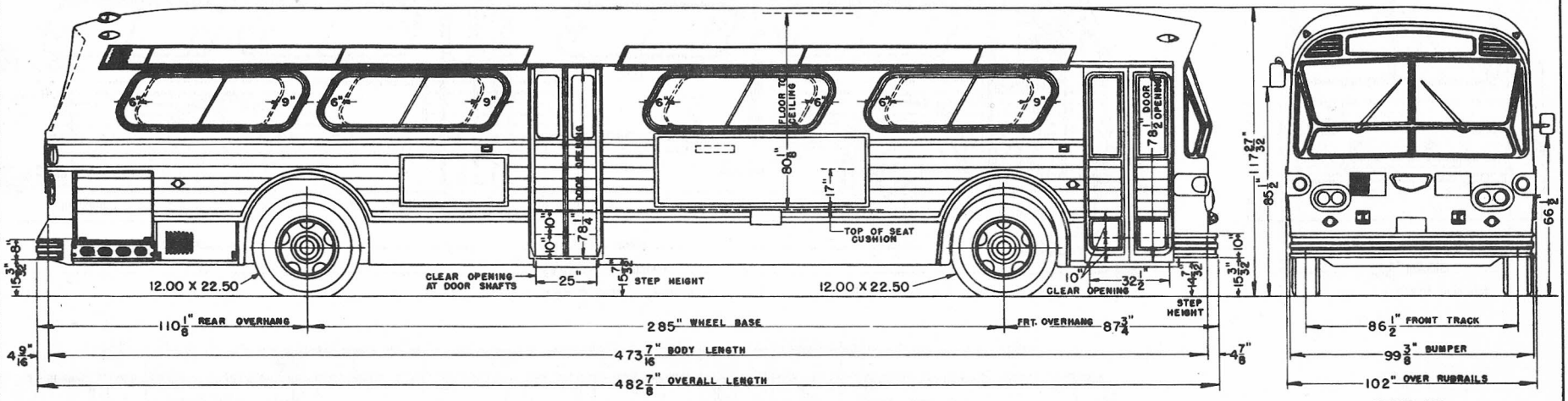

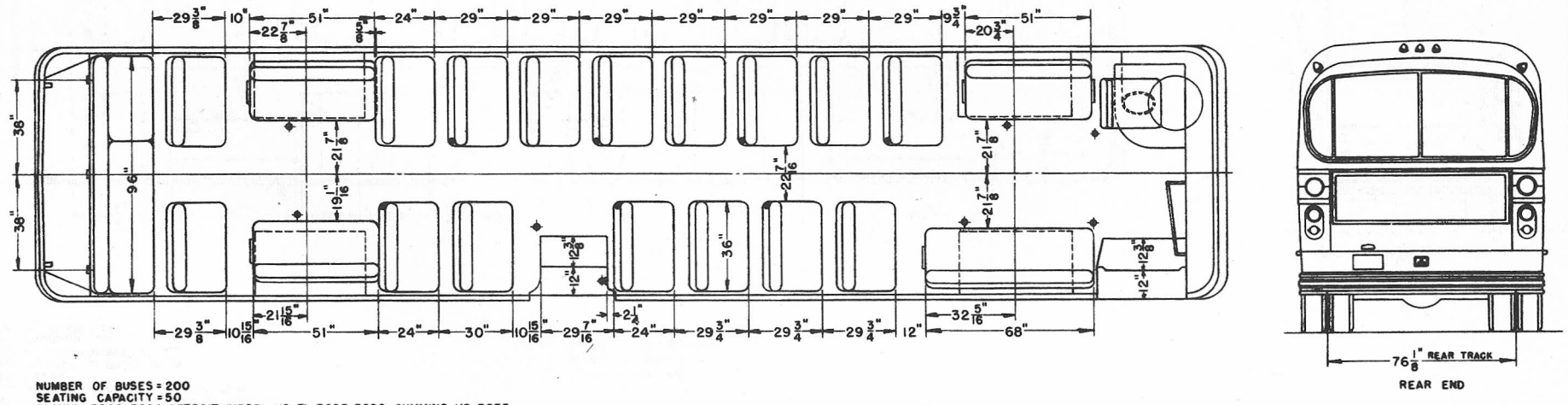

NUMBER OF BUSES = 200
SEATING CAPACITY = 50
ENGINE = 3500-3694 DETROIT DIESEL V6-71, 3695-3699 = CUMMINS V8-E235
FUEL = DIESEL OIL
HORSEPOWER = 3500-3694 = 176 @ 2100 R.P.M. INJECTOR 71 N5
3695-3699 = 210 @ 2500 R.P.M.
COMPRESSOR = BW-600 TU-FLO 14-1/2 CU. FT.
ALTERNATOR = DR-1117683 OIL COOLED 300 AMP
STARTER = DR-1114085
HEATING = CENTRAL UNDERFLOOR SYSTEM
HEADLIGHTS = SEALED BEAM
FRONT AXLE = 3500-3504 = ROCKWELL STD. 2665 WX 52, 3505-3699 = ROCKWELL STD. 2665 WX 50
REAR AXLE = 3500-3504 = ROCKWELL STD. R114WX33
3505-3694 = ROCKWELL STD. R114WX32
3695-3699 = ROCKWELL STD. R114WX36
REAR AXLE GEAR RATIO = 3500-3694 = 5-4/7:1, 3695-3699 = 4-5/8:1
CONVERTER = SPICER 184-1B
DOOR EQUIPMENT = MIDLAND ROSS
FUEL TANK CAPACITY = 125 GALLONS
LIGHTING = FLUORESCENT - PANEL
STEERING = SHEPPARD 491AR-1 POWER
DESTINATION SIGN = TRANSIGN - POWER DRIVEN
SEATING = 3500-3677, 3695-3699 = FLXIBLE
3678-3694 = AMERICAN SEATING-FIBERGLASS
SASH = FLXIBLE
SPEEDOMETER = AC-6411262 HD. AC-1588373 DRIVE
BATTERIES = RENTAL U.S. RUBBER CO.
VOLTAGE REGULATOR = DR-9000551
TURNING RADIUS = 37'-1" RIGHT & LEFT
BODY CLEARANCE RADIUS = 41'-10-1/2" RIGHT & LEFT

WEIGHTS

FRONT	6,680	LBS.
REAR	14,350	"
TOTAL	21,030	"

CHICAGO TRANSIT AUTHORITY EQUIPMENT RESEARCH & DEVELOPMENT			
TITLE	GENERAL PLAN & SIDE ELEVATION		
VEHICLE SERIES OR DETAIL	3500-3699		
DRAWN BY A.V. 3-1-67		CHIEF EQUIPMENT ENGINEER 6/22/67	
CHECKED BY 6-20-67		OPERATING MANAGER	
SCALE 3/8" = 1'-0"	DWG. NO. S3	5	0	2
REV.			

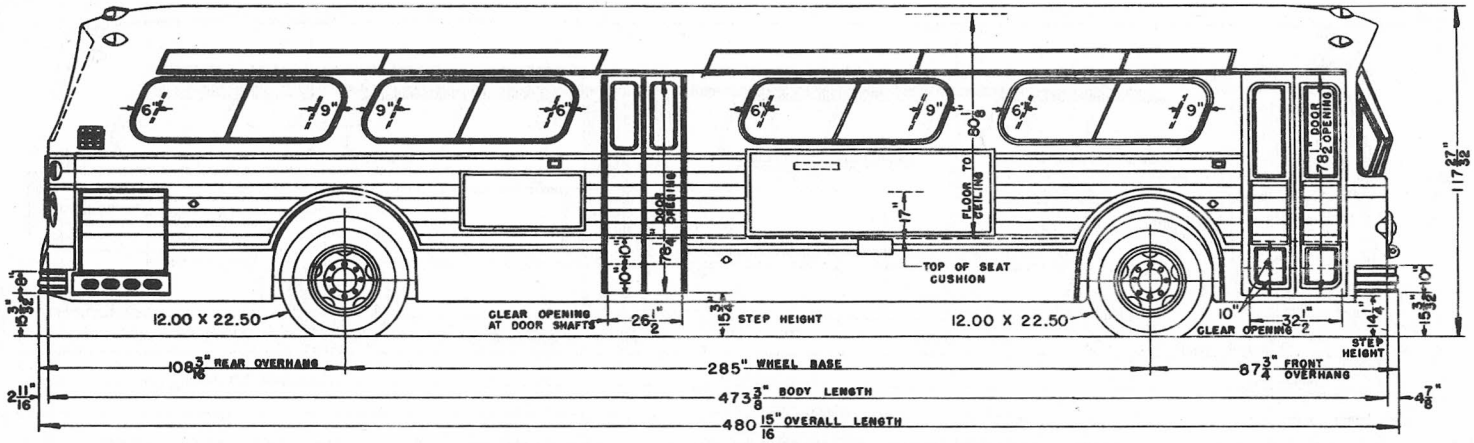

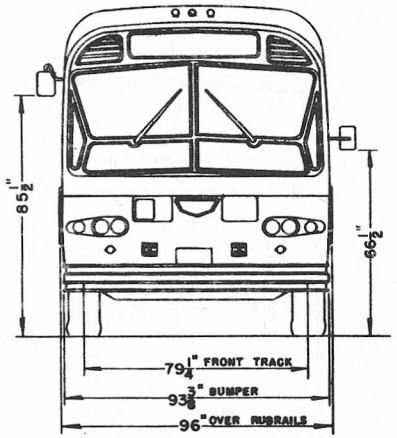

FRONT END

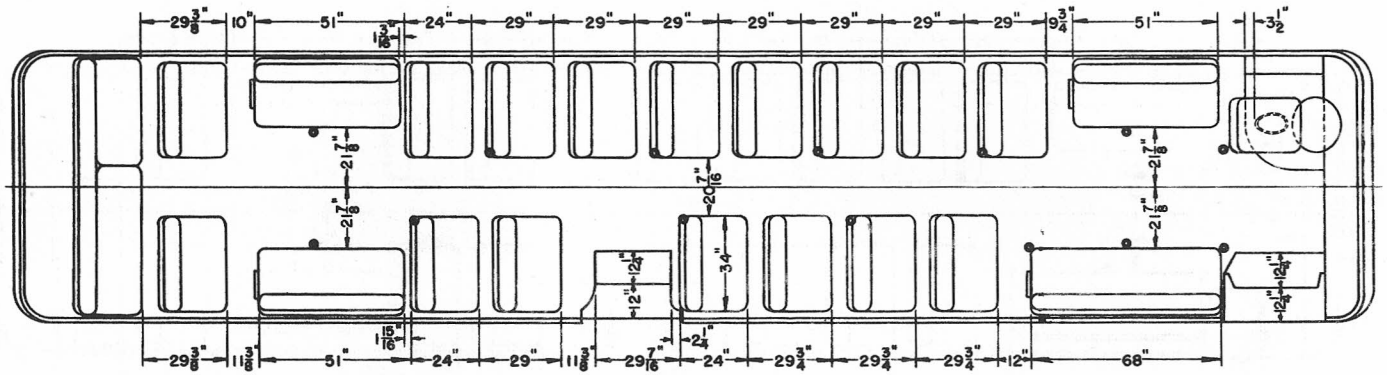

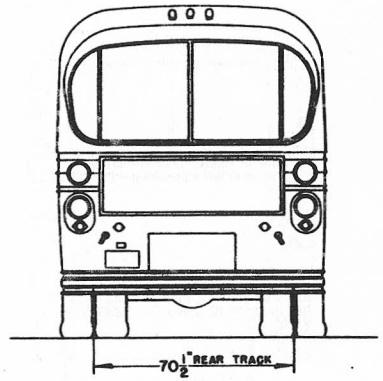

REAR END

NUMBER OF BUSES = 30
SEATING CAPACITY = 50
ENGINE = DETROIT DIESEL 6V-71
HORSEPOWER = 173 @ 2000 R.P.M.
INJECTOR = 71 N5
COMPRESSOR = BW-600, TU-FLO, 14-1/2 C.F.M.
ALTERNATOR = DR-1117684 OIL COOLED 300 AMP
STARTER = DR-1114100
HEATING = CENTRAL UNDERFLOOR SYSTEM
HEADLIGHTS = SEALED BEAM
FRONT AXLE = TIMKEN 16930WY
REAR AXLE = TIMKEN 59722WY
REAR AXLE GEAR RATIO = 5.143:1
TRANSMISSION = ALLISON MODEL VH
DOOR EQUIPMENT = MIDLAND ROSS
FUEL TANK CAPACITY = 125 GALLONS
LIGHTING = FLUORESCENT - SIDE
STEERING = VICKERS S-20 POWER
DESTINATION SIGN - TRANSIGN - POWER DRIVEN
SASH = FLXIBLE
SEATING = WIDE CUSHION FLXIBLE
SPEEDOMETER = HEAD AC-6411262, SENDING UNIT AC-6412848
BATTERIES = RENTAL U.S. RUBBER CO.
VOLTAGE REGULATOR = DR-9000551
TURNING RADIUS = 35'-0-9/16" RIGHT & LEFT
BODY CLEARANCE RADIUS = 40'-6-7/16" RIGHT & LEFT

WEIGHTS
FRONT.....6,480 LBS.
REAR.....13,960 "
TOTAL.....20,440 "

CHICAGO TRANSIT AUTHORITY EQUIPMENT RESEARCH & DEVELOPMENT			
TITLE	GENERAL PLAN & SIDE ELEVATION		
VEHICLE SERIES OR DETAIL	3700-3729		
DRAWN BY A.V. 10-29-69	CHIEF EQUIPMENT ENGINEER 10-28-69		
CHECKED BY 10-29-69	OPERATING MANAGER		
SCALE 3/8"=1'-0"	DWG. NO. S3	5	0	5
REV			

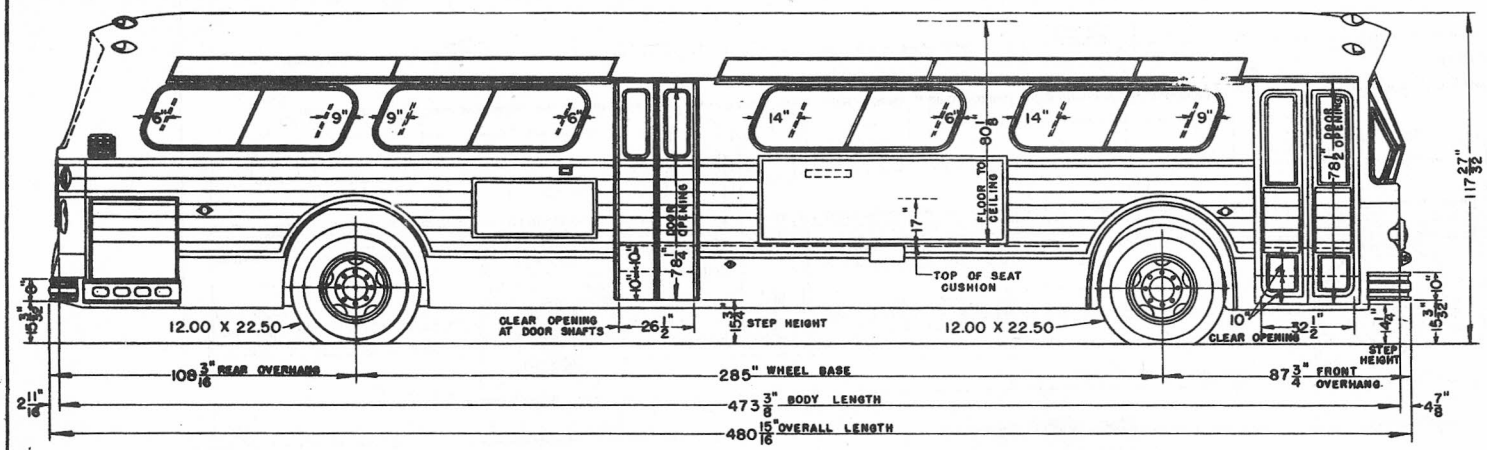

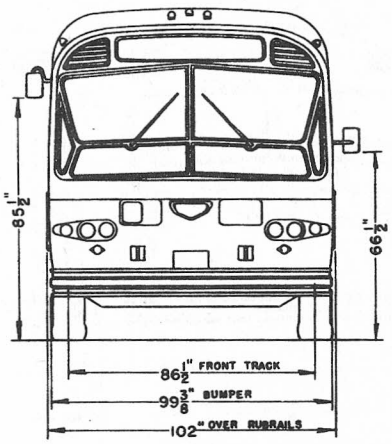

FRONT END

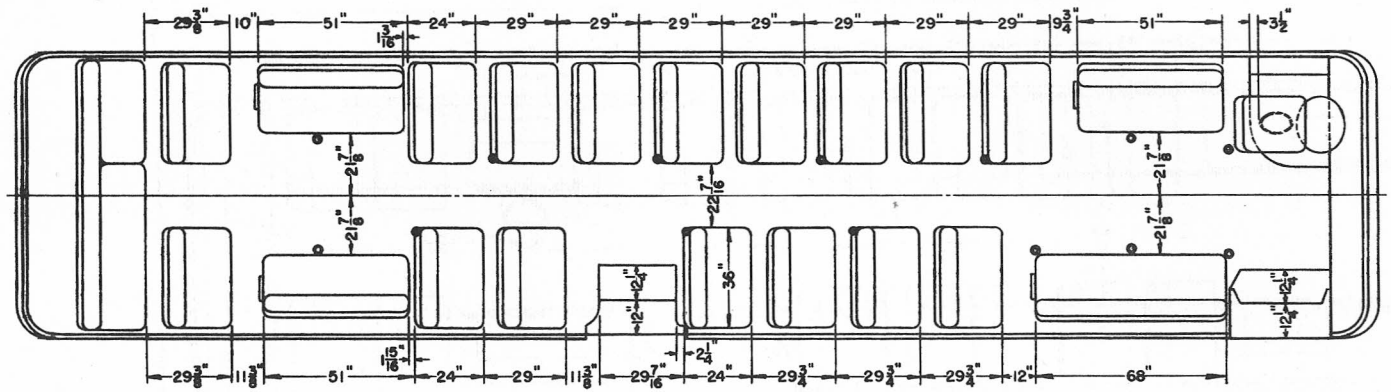

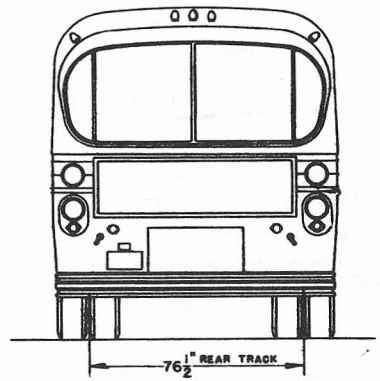

REAR END

NUMBER OF BUSES = 146
SEATING CAPACITY = 50
ENGINE = DETROIT DIESEL 6V-71
HORSEPOWER = 173 @ 2000 R.P.M.
INJECTOR = 71 N5
COMPRESSOR = BW-600, TU-FLO, 14-1/2 C.F.M.
ALTERNATOR = DR-1117684 OIL COOLED 300 AMP
STARTER = DR-1114100
HEATING = CENTRAL UNDERFLOOR SYSTEM
HEADLIGHTS = SEALED BEAM
FRONT AXLE = TIMKEN 16931 WX
REAR AXLE = TIMKEN 59723 WY
REAR AXLE GEAR RATIO = 5.143:1
TRANSMISSION = ALLISON MODEL VH
DOOR EQUIPMENT = MIDLAND ROSS
FUEL TANK CAPACITY = 125 GALLONS
LIGHTING = FLUORESCENT - SIDE
STEERING - VICKERS S-20 POWER
DESTINATION SIGN - TRANSIGN - POWER DRIVEN
SASH - FLXIBLE
SEATING = 3730-3854-FLXIBLE
3855-3875-AMERICAN SEATING - FIBERGLASS
SPEEDOMETER = HEAD AC-6411262, SENDING UNIT AC-6412848
BATTERIES = RENTAL U.S. RUBBER CO.
VOLTAGE REGULATOR = DR-9000551
TURNING RADIUS = 35'-10-3/16" RIGHT & LEFT
BODY CLEARANCE RADIUS = 40'-10-5/16" RIGHT & LEFT

WEIGHTS
FRONT-------- 6,640 LBS.
REAR-------- 14,110 "
TOTAL-------- 20,750 "
UPHOLSTERED SEATS

WEIGHTS
FRONT--------- 6,590 LBS.
REAR----------13,980 "
TOTAL---------20,570 "
FIBER GLASS SEATS

CHICAGO TRANSIT AUTHORITY EQUIPMENT RESEARCH & DEVELOPMENT					
TITLE	GENERAL PLAN & SIDE ELEVATION				
VEHICLE SERIES OR DETAIL	3730-3875				
DRAWN BY A.V. 10-1-69	CHIEF EQUIPMENT ENGINEER				
CHECKED BY	OPERATING MANAGER				
SCALE 3/8"=1'-0"	DWG. NO. S3	5	0	4	
REV.					

NOTE: ALL HEIGHT DIMENSIONS ARE WITHOUT LOAD

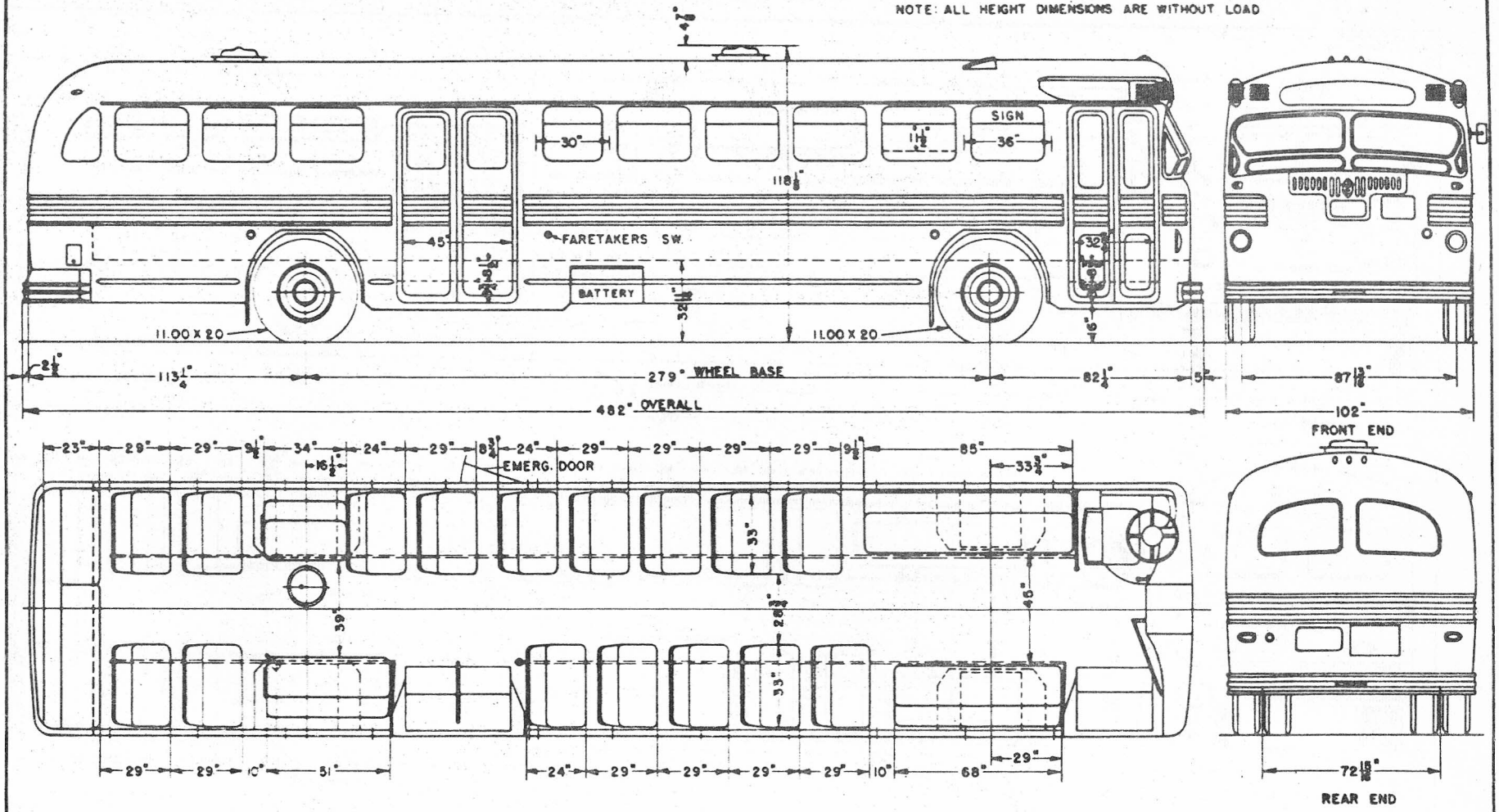

BUS SERIES = 5000-5499

EQUIPMENT
NUMBER OF BUSES = 500
SEATING CAPACITY = 51
ENGINE = FTC-200-3
HORSEPOWER = 200 @ 2800
COMPRESSOR = WAGNER AF-2855-A
ALTERNATOR = LN-5214-66 (5250-5499)
GENERATOR = DR-1117569 (5000-5249)
STARTER = DR-1109150
HEATERS = HI-TEMP H-25 & H-26
HEADLIGHTS = SEALED BEAM
FRONT AXLE = TIMKEN 27071-WX-1 (5000-5199)
REAR AXLE = TIMKEN 58269 WX-1 (5000-5199)
REAR AXLE GEAR RATIO = 6-5/6 : 1
VENTILATORS = 2 STATIC EX-2 BLOWER INTAKE
DEFROSTERS = CENTRIFUGAL BLOWER
BATTERY = EXIDE 17 PLATE LAYOUT 30
HORNS = 2 DELCO REMY
TRANSMISSION = SPICER 916

WEIGHTS

FRONT	7690 LBS
REAR	10810 "
TOTAL	18500 "

CHICAGO TRANSIT AUTHORITY

GENERAL PLAN & SIDE ELEVATION
FOR
T.C. MODEL 52-S-2 PROPANE BUSES

Dr. by A.V. Tr. by
Checked by
Chief Draftsman
Correct. L. B. Anderson
Engineer of Equipment
Approved 19
Gen. Supt. of Shops & Equipment

Approved 19
Electrical Engineer
Approved 19
Chief Engineer
Scale
DRG. No. 1-K-369

REVISIONS

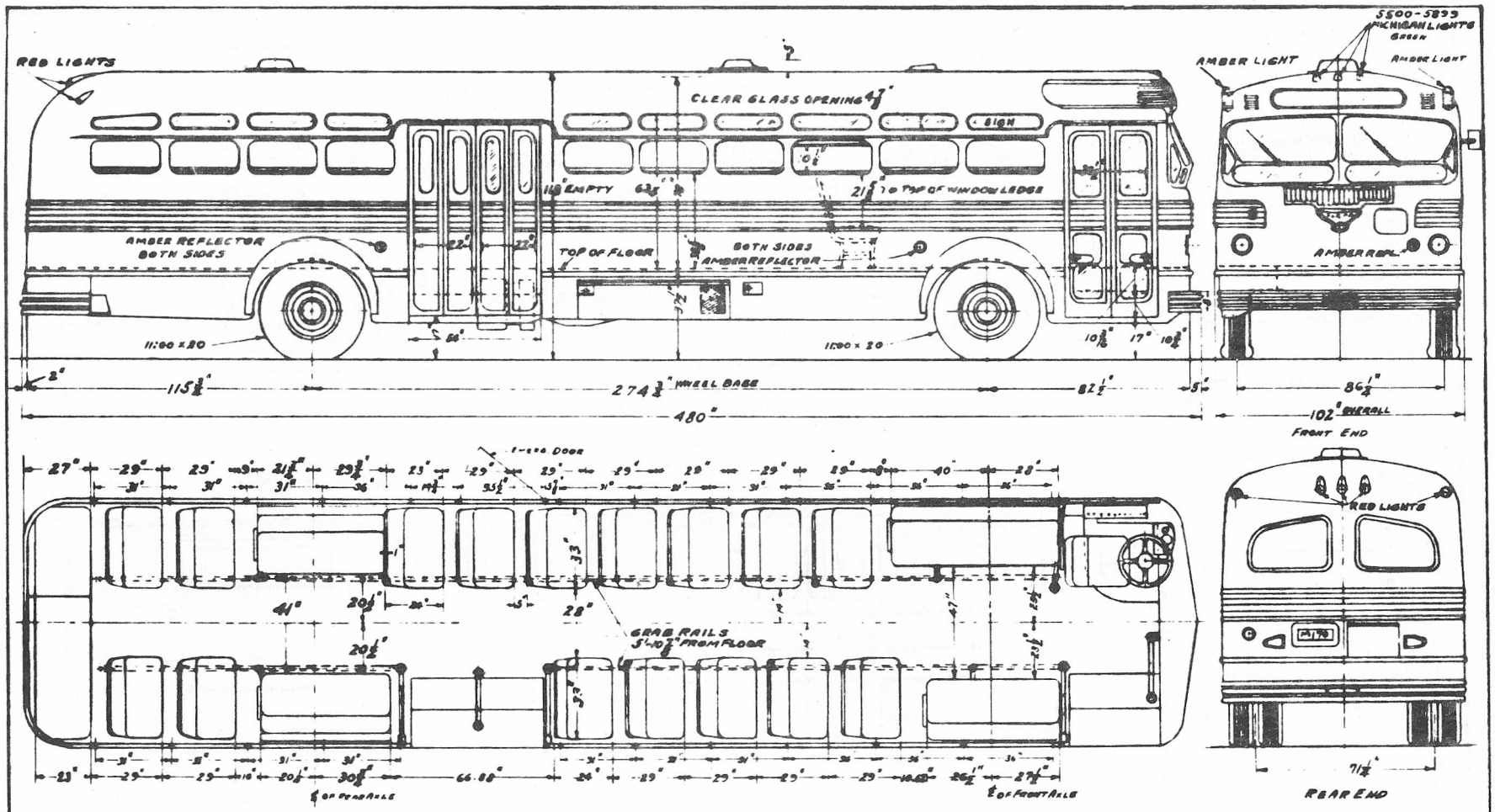

BUS SERIES: 5500-5999.

EQUIPMENT
NUMBER OF BUSES = 500
SEATING CAPACITY = 50
ENGINE = PROPANE - FTC-200-45
HORSE POWER = 200 @ 2800
COMPRESSOR - 5500-5599, 5800-5999 = WAGNER A-15000
" 5600-5799 = BW-F-12 *
ALTERNATOR = LN 521466 (5500-5899)
" = LN 537666 (5900-5999)
FRONT AXLE - 5500-5719 - 2664WX6
" " - 5720-5899 - 2665WX1
" " - 5900-5940 - 2665WX3
" " - 5941-5999 - 2665WX4
REAR AXLE - 5500-5649 - R113WX1
" " - 5650-5899 - R113WX3
" " - 5900-5999 - R113WX4
" " GEAR RATIO = 6 7/8:1
TRANSMISSION = SPICER 318
PUSH EXIT DOORS - 5500-5599 = NATIONAL PNEUMATIC
" " - 5600-5999 = CONSOLIDATED C. M. Co.
STARTER = DR1109743
CARBURETION EQUIPMENT = ALGAS
SPEEDOMETER = SUN ELECTRIC Co.
HEADLIGHTS = SEALED BEAM
HEATERS = KYSOR
* CHANGED TO B-W TU-FLO 500 (1955)

WEIGHTS 5500-5719	WEIGHTS 5720-5729	WEIGHTS 5730-5999
FRONT = 9,055 LBS	FRONT = 8,760 LBS.	FRONT = 8,500 LBS
REAR = 12,645 "	REAR = 12,100 "	REAR = 12,040 "
TOTAL = 21,700 "	TOTAL = 20,860 "	TOTAL = 20,540 "

REVISION "A" 3-21-56. J.N.
REVISED TO INCLUDE 5900-5999 BUSES

CHICAGO TRANSIT AUTHORITY

GENERAL PLAN & SIDE ELEVATION
FOR
FL MODEL 2P-40 PROPANE BUSES

DR. BY J.N. TR. BY
CHECKED BY
CORRECT ENGINEER OF EQUIPMENT
APPROVED 19
GEN. SUPT. OF SHOPS & EQUIPMENT

APPROVED 19
ELECTRICAL ENGINEER
APPROVED 19
CHIEF ENGINEER
SCALE:
DRG. NO. 1-K-373.

REVISIONS A

5-18-56

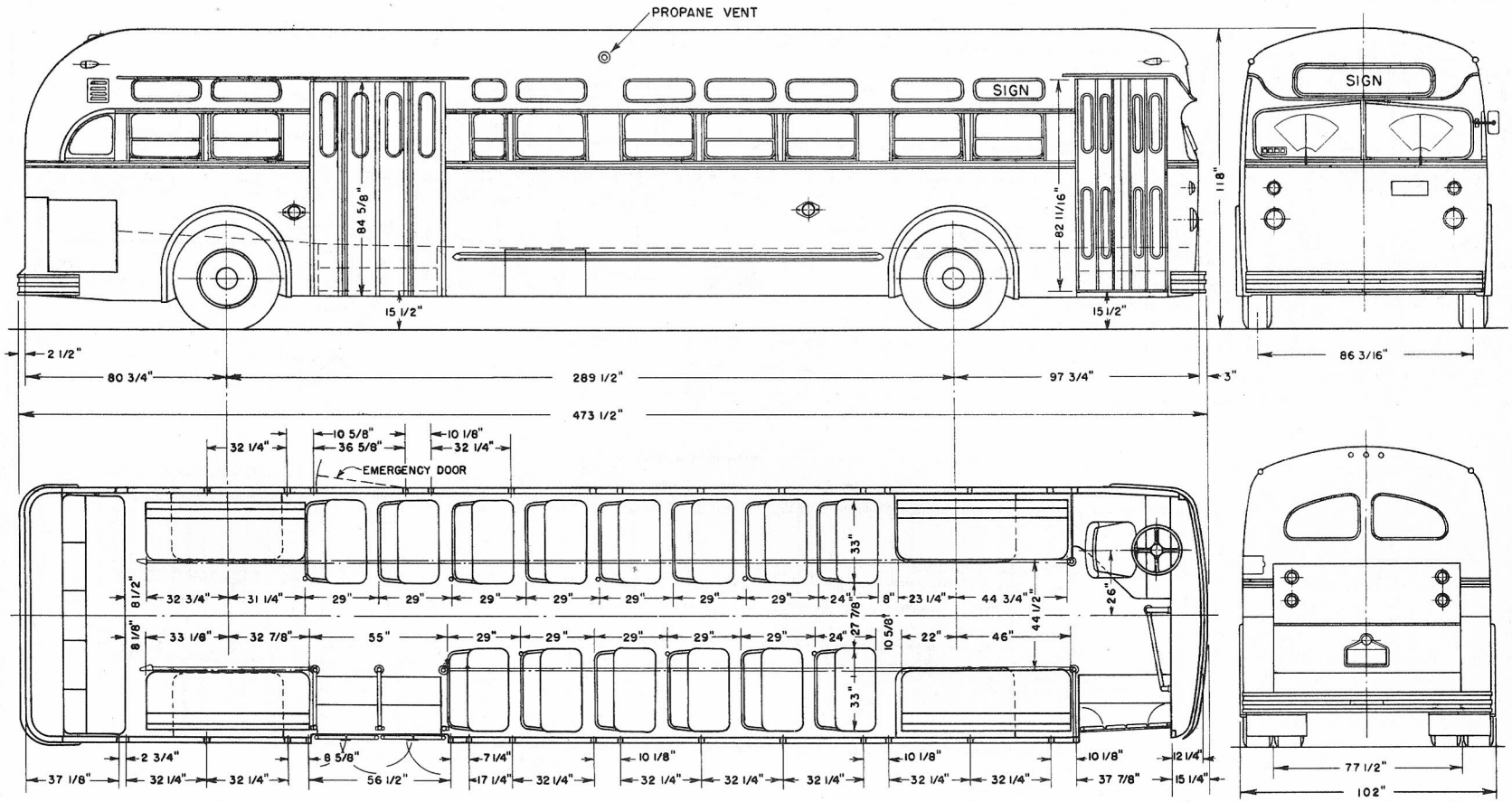

EQUIPMENT

NUMBER OF BUSES – 100
SEATING CAPACITY – 49
ENGINE – MACK EN510A PROPANE
HORSEPOWER – 175 at 2400
COMPRESSOR – TU-FLO 500
GENERATOR – DR1117567
STARTER – DR1109899
HEATERS – KYSOR
HEADLIGHTS – SEALED BEAM
FRONT AXLE – MACK 1QHA5154
REAR AXLE – MACK 1QFA5397
REAR AXLE GEAR RATIO – 5.38:1
TRANSMISSION – SPICER 183-2
DOOR ENGINE – CONSOLIDATED
PUSH DOORS – CONSOLIDATED
CARBURETION EQUIPMENT – ALGAS

BUS SERIES: 7200-7299

WEIGHTS

FRONT	8800 LBS.
REAR	14175 "
TOTAL	22975 "

CHICAGO TRANSIT AUTHORITY

GENERAL PLAN & ELEVATION
FOR MACK BUSES

DRAWN BY: C.E.K. CHECKED BY:	OFFICE OF EQUIPMENT ENGINEER	SCALE: 3/8" = 1'-0" JAN. 7, 1957.
APPROVED: EQUIPMENT ENGINEER	APPROVED: GEN. SUPT. OF ENGINEERING	
	NO. SD-1021.	

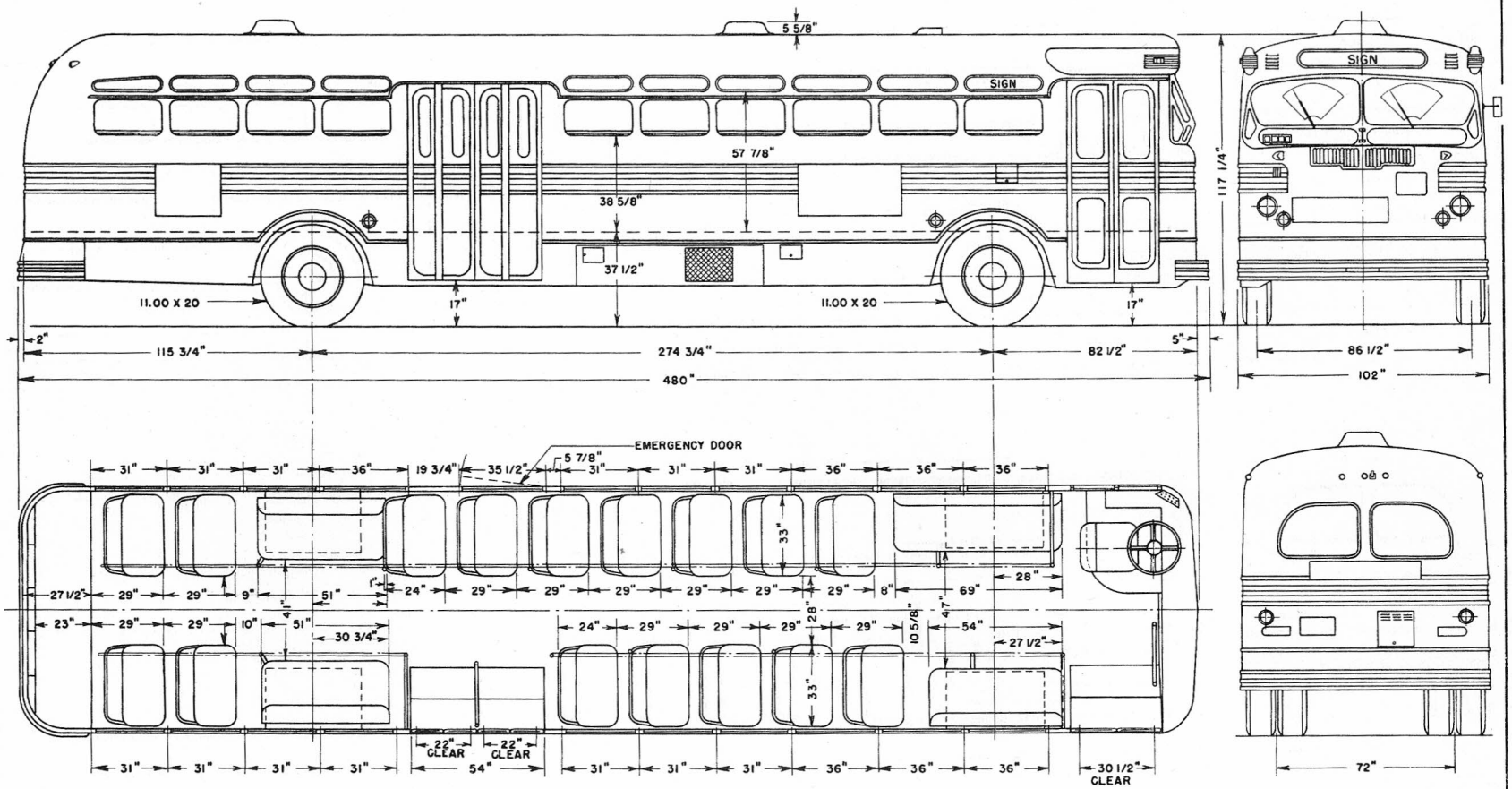

BUS NUMBERS	8000-8049	8050-8099	8100-8148	8149
NUMBER OF BUSES	50	50	49	1
SEATING CAPACITY	50	50	50	50
ENGINE	FTC-200-63	FTC-200-63	FTC-200-63	LEYLAND 680
FUEL	PROPANE	PROPANE	PROPANE	DIESEL
HORSEPOWER	200 at 2800	200 at 2800	200 at 2800	184 at 2400
COMPRESSOR	TU-FLO 500	TU-FLO 500	MIDLAND	MIDLAND
ALTERNATOR	LN 52146C	LN 52146C	LN 52146C	LN 52146C
STARTER	DR 1109743	DR 1109743	DR 1109743	LN 2582M
HEATERS	KYSOR	KYSOR	KYSOR	KYSOR
HEADLIGHTS	SEALED BEAM	SEALED BEAM	SEALED BEAM	SEALED BEAM
FRONT AXLE	TIMK'N 2665WX	TIMK'N 2665WX	TIMK'N 2665WX	TIMK'N 2665WX
REAR AXLE	TIMK'N R113WX	TIMK'N R113WX	TIMK'N R113WX	TIMK'N R113W
REAR AXLE GEAR RATIO	6 5/6:1	6 5/6:1	6 5/6:1	6 1/6:1
TRANSMISSION	SPICER 183-1	SPICER 183-1	SPICER 183-1	SPICER 183-
DOOR ENGINE	CONSOLIDATED	CONSOLIDATED	CONSOLIDATED	CONSOLIDATED
PUSH DOORS	"	"	"	"
CARBURETION	ALGAS	ENSIGN	ENSIGN	——
FUEL TANK CAPACITY	125 GAL.	125 GAL.	125 GAL.	125 GAL.
WEIGHT — FRONT	8660 LBS.	8660 LBS	8660 LBS.	9542 LBS.
" REAR	12650 "	12650 "	12650 "	12858 "
" TOTAL	21310 "	21310 "	21310 "	22400 "

BUS SERIES 8000-8149

REVISED 3-13-58

CHICAGO TRANSIT AUTHORITY

GENERAL PLAN AND ELEVATION

FLXIBLE BUSES

DRAWN BY: C.E.K.

CHECKED BY: AEW

OFFICE OF EQUIPMENT ENGINEER

SCALE: 3/8" = 1'-0"

APRIL 1, 1957.

APPROVED: EQUIPMENT ENGINEER

APPROVED: GEN. SUPT. OF ENGINEERING

NO. SD-1024.

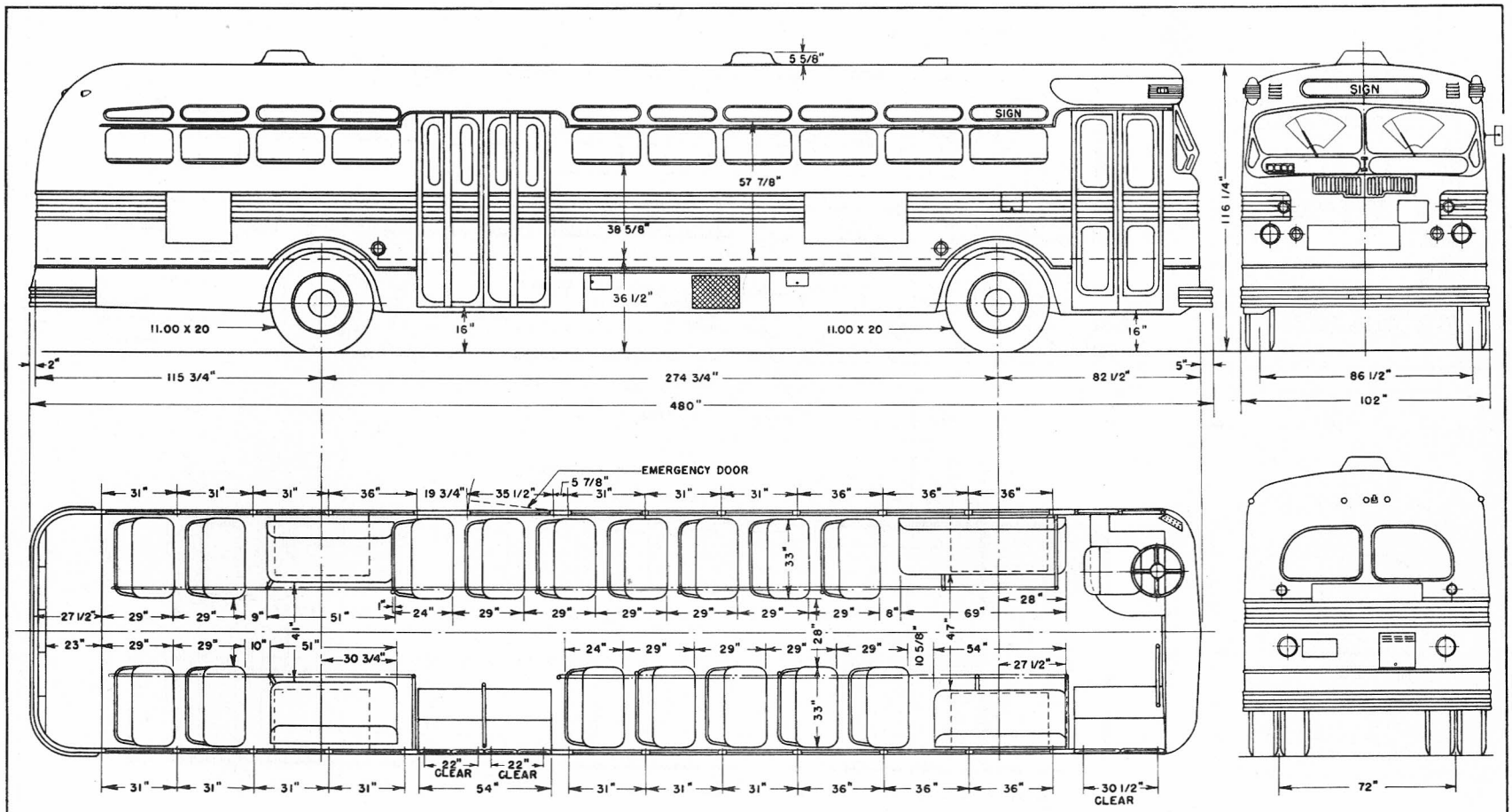

BUS NUMBERS	8200-8349
NUMBER OF BUSES	150
SEATING CAPACITY	50
ENGINE	FTC-200-65
FUEL	PROPANE
HORSEPOWER	200 at 2800
COMPRESSOR	MIDLAND
ALTERNATOR	LN 5214-G-6
STARTER	DR 1112737
HEATERS	KYSOR
HEADLIGHTS	SEALED BEAM
FRONT AXLE	TIMKEN 2665WX
REAR AXLE	TIMKEN R113WX
REAR AXLE GEAR RATIO	6 5/6 : 1
TRANSMISSION	SPICER 183
DOOR ENGINE	NAT'L PNEU.
PUSH DOORS	"
CARBURETION	ENSIGN
FUEL TANK CAPACITY	125 GAL.
WEIGHT — FRONT	8800 LBS.
" REAR	12950 "
" TOTAL	21750 "

BUS SERIES 8200-8349

CHICAGO TRANSIT AUTHORITY

GENERAL PLAN AND ELEVATION

FLXIBLE BUSES

DRAWN BY: C.E.K.	OFFICE OF	SCALE: 3/8" = 1'-0"
CHECKED BY: ASW	ENGINEER OF EQUIPMENT	NOV. 17, 1958
APPROVED: ENGINEER OF EQUIPMENT	APPROVED: GEN. SUPT. OF ENGINEERING	
		NO. SD-1031.

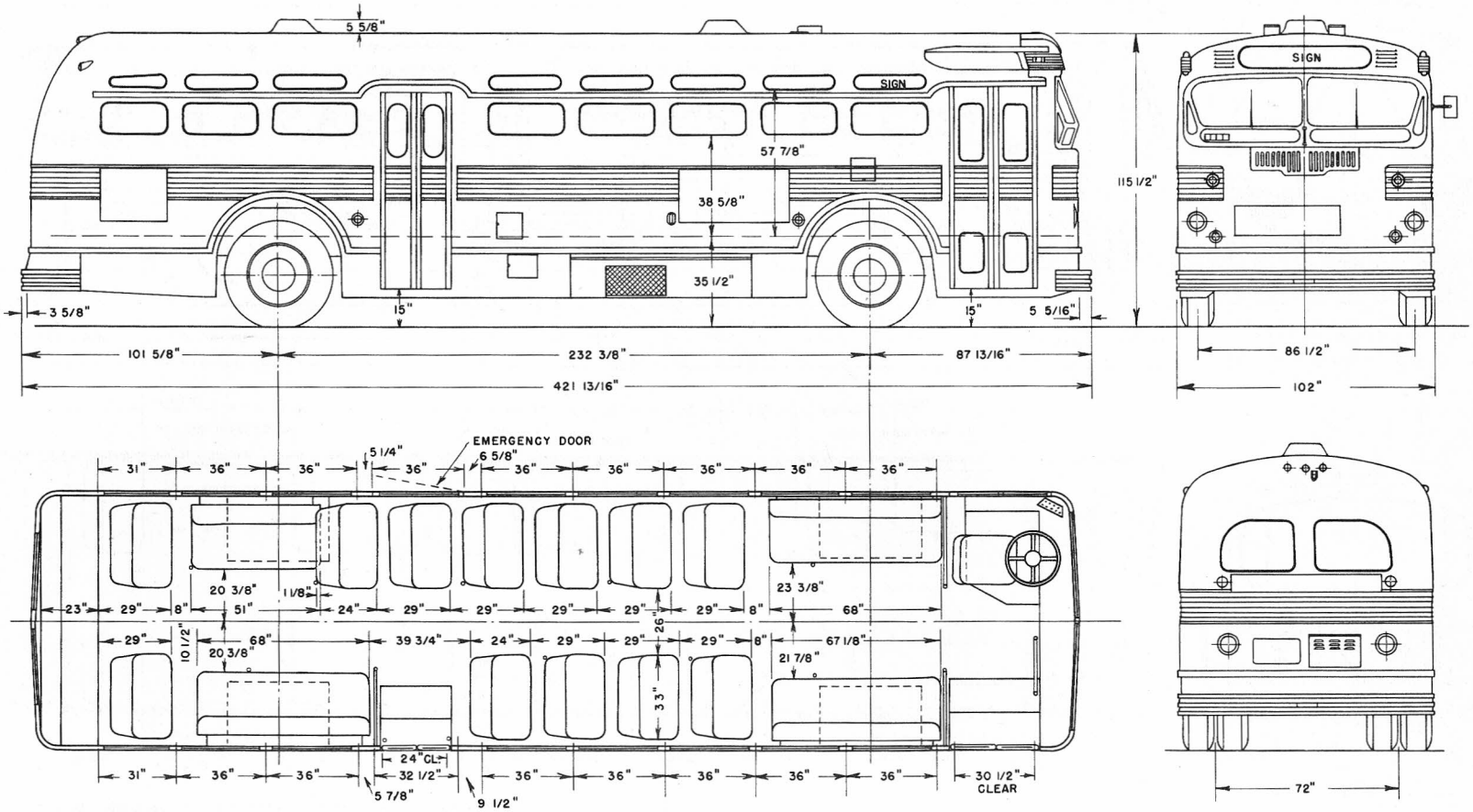

BUS NUMBERS	8400-8498
NUMBER OF BUSES	99
SEATING CAPACITY	44
ENGINE	FTC-200-67
FUEL	PROPANE
HORSEPOWER	200 at 2800
COMPRESSOR	MIDLAND
ALTERNATOR	LN 5376 GA
STARTER	DR1113734
HEATERS	KYSOR
HEADLIGHTS	SEALED BEAM
FRONT AXLE	TIMK'N 2665WX
REAR AXLE	TIMK'N R113WX
REAR AXLE GEAR RATIO	6 5/6 : 1
TRANSMISSION	SPICER 183
DOOR ENGINE	MIDLAND
PUSH DOORS	MIDLAND
CARBURETION	ENSIGN
FUEL TANK CAPACITY	125 GAL.
WEIGHT - FRONT	8610 LBS.
" REAR	12170 "
" TOTAL	20780 "

BUS SERIES 8400 - 8498

CHICAGO TRANSIT AUTHORITY

GENERAL PLAN AND ELEVATION

FLXIBLE BUSES

DRAWN BY: C.E.K.	OFFICE OF ENGINEER OF EQUIPMENT	SCALE: 3/8" = 1'-0"
CHECKED BY: a.E.W.		JULY 6, 1959
APPROVED: ENGINEER OF EQUIPMENT		APPROVED: GEN. SUPT. OF ENGINEERING
		NO. SD-1032.

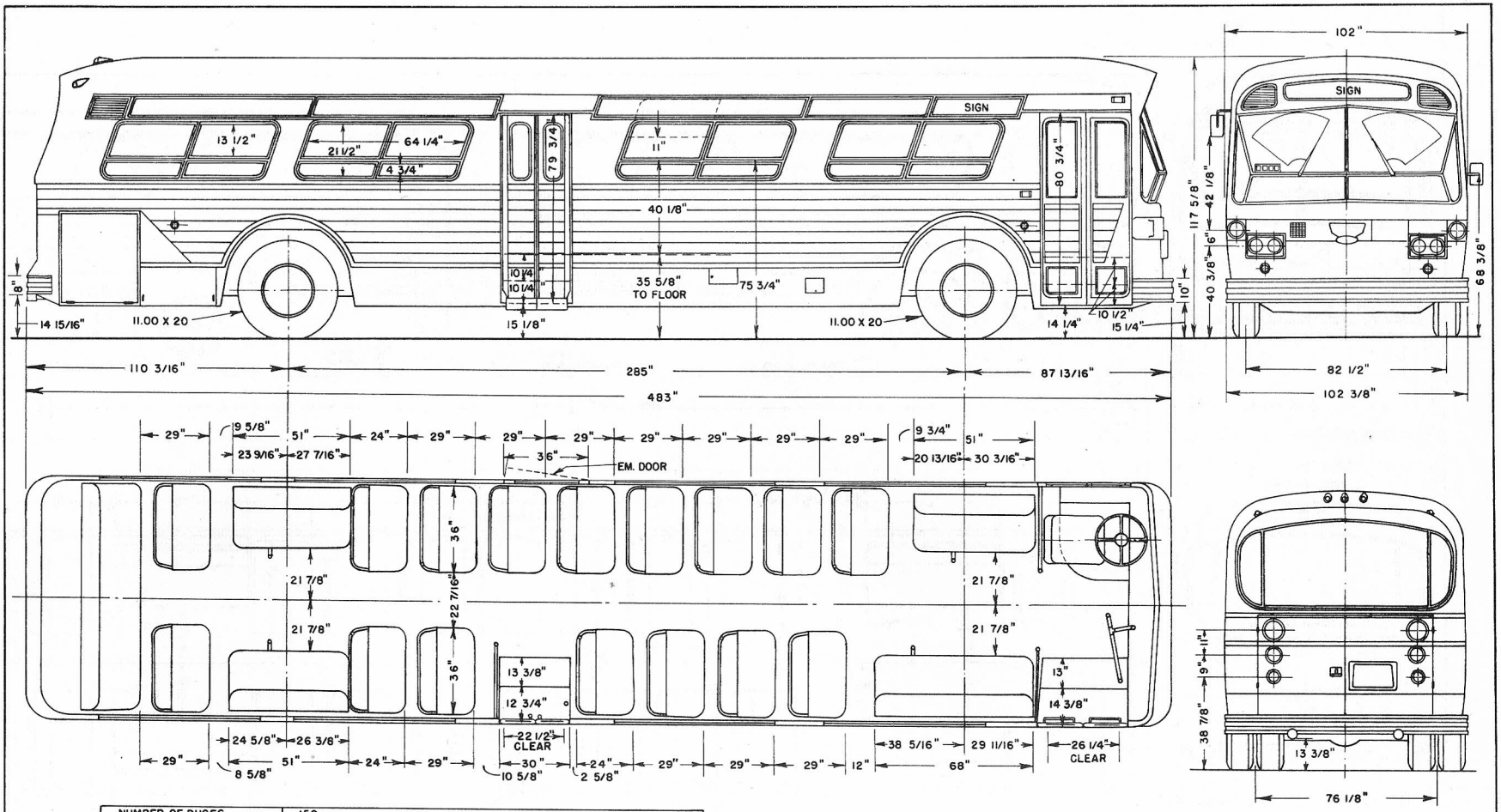

NUMBER OF BUSES	150
SEATING CAPACITY	50
ENGINE	DETROIT DIESEL, MODEL 6V-71 (ENGINE ACCESSORIES BELT DRIVEN)
FUEL	DIESEL OIL
HORSEPOWER	MAX. B.H.P. 190 at 2000 R.P.M. USING S55 INJECTORS
COMPRESSOR (2 MFGRS.)	BW. 275887 (NOS. 8500-8574), MIDLAND-ROSS N-5702B (NOS. 8575-8649)
GENERATOR (AC)	DELCO-REMY 1117672, OIL COOLED
STARTER	DELCO-REMY 1114056
HEATING	CENTRAL UNDERFLOOR SYSTEM
HEADLIGHTS	SEALED BEAM
FRONT AXLE	TIMKEN 2665-WX-14
REAR AXLE	TIMKEN R-114-WX-1
REAR AXLE RATIO	5 4/7 TO 1
CONVERTER	SPICER M-183-13 (NOS. 8500-8599), SPICER M-184 (NOS. 8600-8649)
DOOR EQUIPMENT	CONSOLIDATED - CENTER PUSH
FUEL TANK CAPACITY	95 GAL.
LIGHTING	FLUORESCENT
STEERING	ROSS - POWER, VICKERS
DESTINATION SIGNS	TELEWELD
SEATING	FLXIBLE CO.
SASH	EDWARDS
SPEEDOMETER	A.C. 1587605 ASSY.
BATTERIES	BOWER, RENTAL, 8D-1225
VOLTAGE REGULATOR	DELCO-REMY 9000551
TURNING RADIUS	40 FT. 5 IN. LEFT, 40 FT. 11 IN. RIGHT
WEIGHT-FRONT	6,965 LBS.
REAR	14,335 "
TOTAL	21,300 "

CHICAGO TRANSIT AUTHORITY

GENERAL PLAN AND ELEVATION

FLXIBLE BUSES NO. 8500-8649

MODEL F2D6V-401-1

DRAWN BY: C.E.K.	OFFICE OF ENGINEER OF EQUIPMENT	SCALE: 3/8" = 1'-0"
CHECKED BY: HWS		SEPT. 8, 1961
APPROVED: ENGINEER OF EQUIPMENT		APPROVED: GEN. SUPT. OF ENGINEERING
		NO. SD-1045.

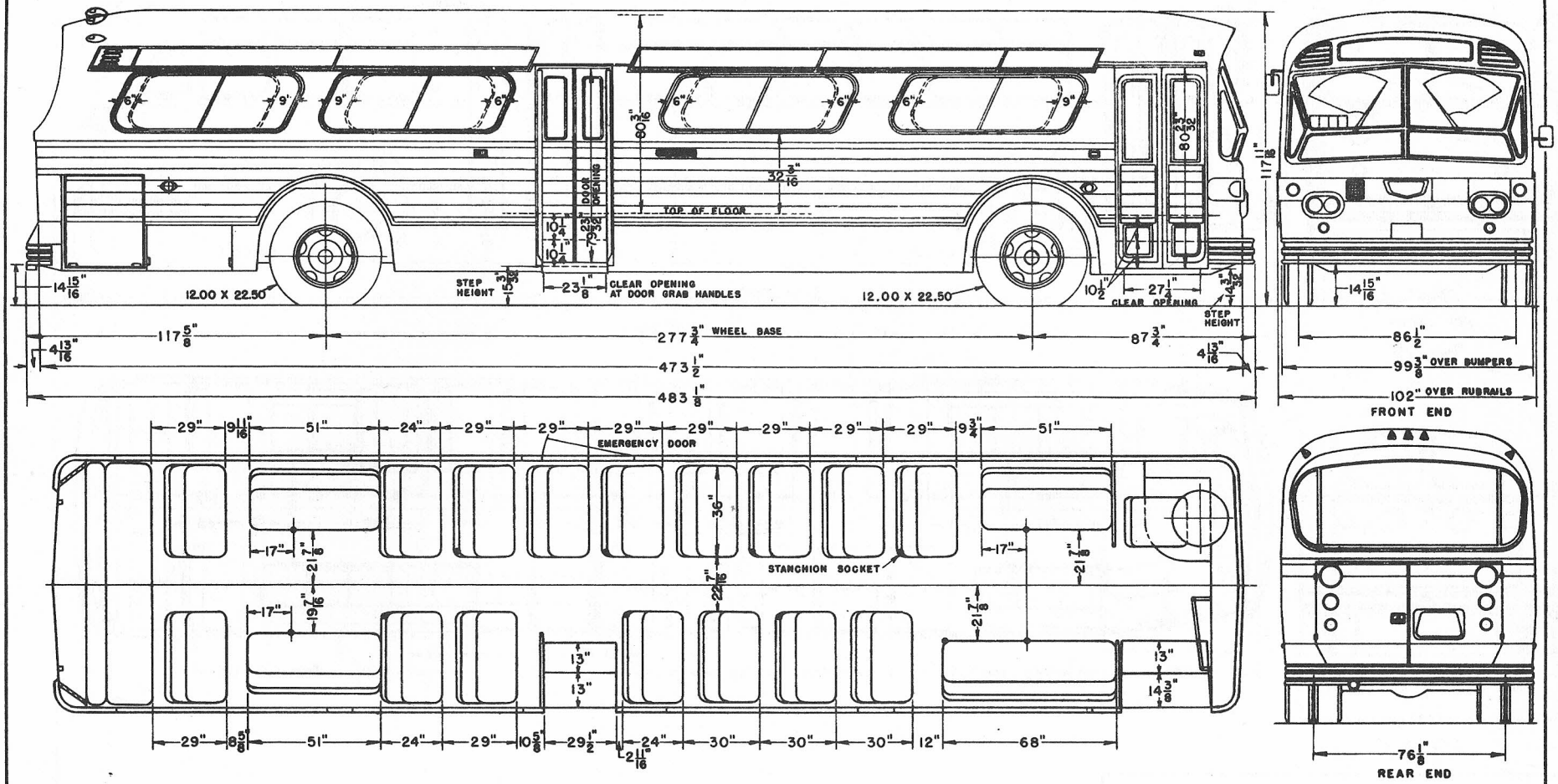

EQUIPMENT

NUMBER OF BUSES = 150
SEATING CAPACITY = 50
ENGINE = FTC-200-69
FUEL = PROPANE
BRAKE H.P. = 163 @ 2400 R.P.M.
COMPRESSOR = BW-277577
ALTERNATOR = DR-1117672
STARTER = DR-1113734
HEATING = CENTRAL UNDERFLOOR SYSTEM
HEADLIGHTS = SEALED BEAM
FRONT AXLE = TIMKIN 2665 WX19
REAR AXLE = TIMKIN R-114-WX8
REAR AXLE GEAR RATIO = 6-5/6 TO 1
CONVERTER = SPICER M-184
DOOR EQUIPMENT = MIDLAND ROSS-CENTER PUSH
FUEL TANK CAPACITY = 140 GALLONS
LIGHTING = FLUORESCENT
STEERING = ROSS-VICKERS, POWER
DESTINATION SIGN = TRANSIGN
SEATING = FLXIBLE
SASH = FLXIBLE
SPEEDOMETER = AC-1587605
BATTERIES = BOWER RENTAL
VOLTAGE REGULATOR = DR-9000551
TURNING RADIUS = 41'-6"

BUS SERIES: 8700-8849

WEIGHTS

FRONT	7310 LBS.
REAR	13820 "
TOTAL	21130 "

REVISION "A" 11-11-65
HORSEPOWER RATING CHANGED.

CHICAGO TRANSIT AUTHORITY

GENERAL PLAN & SIDE ELEVATION

FOR

MODEL F2P-401-1 PROPANE BUSES

Drawn by A. V. Date 3-10-65
Checked by E. M. Horvat, DIVISION ENGINEER
Date 7-22-1965
Approved R. F. Jones, SUPT. TECH. SERVICES DIV.
Date 7-22-65

Approved L. B. Anderson, Supt. of shops & equipment
Date July 22, 1965
Scale 3/16" = 1'-0"
DRG. No. 1-K-377

REVISIONS A

NOTE: ALL HEIGHT DIMENSIONS ARE UNDER SEATED LOAD

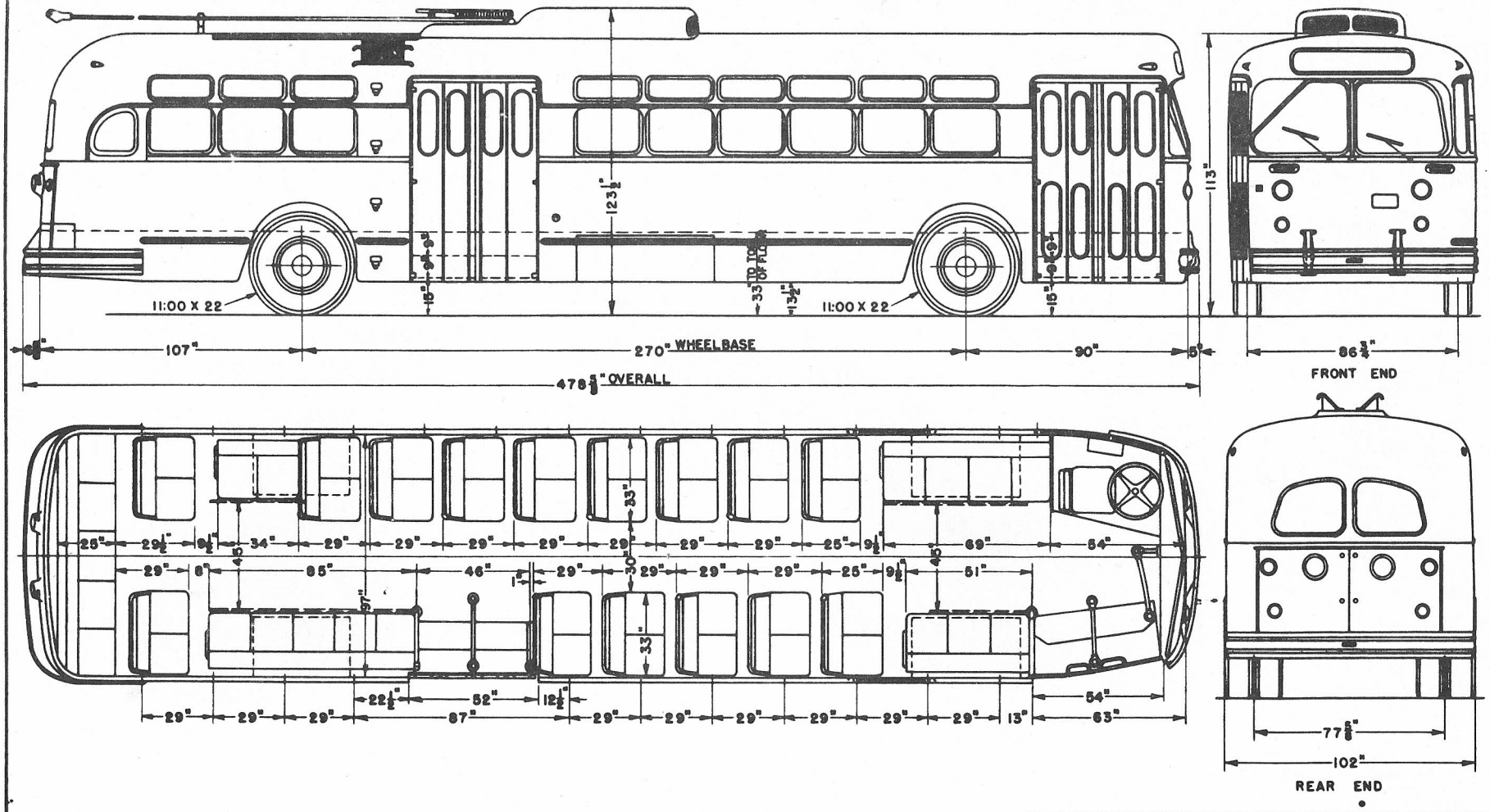

BUS SERIES = 9413 - 9761

EQUIPMENT

NUMBER OF BUSES = 349
SEATING CAPACITY = 49
MOTORS = 5GE-1213-J-3
CONTROL = MRC
COMPRESSOR = WABCO-UH-10
AIR TANKS = 2-8 X 41 1/2
HEATERS AUX. = 12KW
AUX. DRIVE MOTOR = GE-BC-76AB186
THERMOSTATS = MF-1
BRAKE VALVE = WABCO-R-11
HEADLIGHTS = CORCORAN BROWN 12 V.
TROLLEY BASES = OB
RETRIEVERS = EARLL
FRONT AXLE = TIMKEN 2652PX16
REAR AXLE = TIMKEN 7578PX10
REAR AXLE GEAR RATIO = 11.58:1
SEATS = IONIA MFG. CO.
BATTERY = 17 PLATE - PRESTOLITE

WEIGHTS

FRONT ------- 7140 LBS.
REAR ------- 13200 "
TOTAL ------- 20340 "

CHICAGO TRANSIT AUTHORITY

GENERAL PLAN & SIDE ELEVATION

FOR

MARMON HERRINGTON 49 PASS. TROLLEY COACH

Dr. by A.V. Tr. by .....
Checked by ..... Chief Draftsman
Correct L. G. Anderson Engineer of Equipment
Approved ..... 19.....
P. Kuppe Gen. Supt. of Shops & Equipment

Approved ..... 19.....
..... Electrical Engineer
Approved ..... 19.....
..... Chief Engineer
Scale .....
DRG. No. 1-K-368

REVISIONS