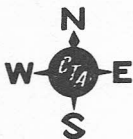
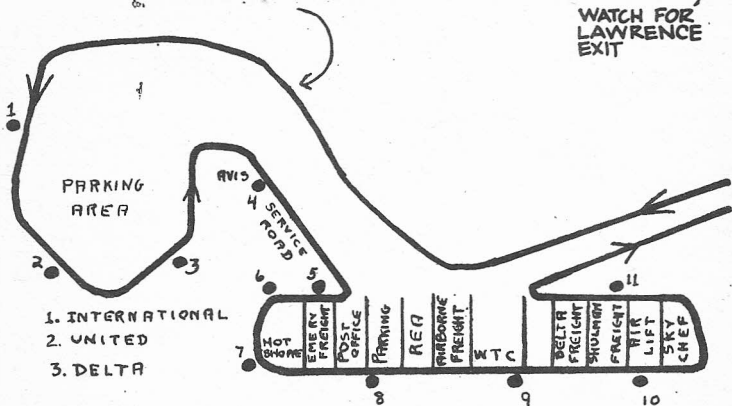
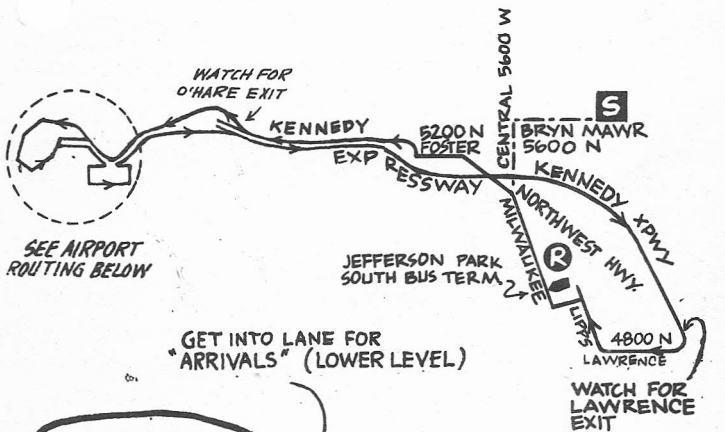


## FOREST GLEN GARAGE

NOT DRAWN TO SCALE



<b>S</b>	STATION
<b>R</b>	RELIEF POINT
	LAYOVER
	PULL IN - PULL OUT ROUTE



### NOTES:

1. SERVICE STOPS (—●— ON MAP) ARE MARKED BY STANDARD CTA BUS STOP SIGNS.
2. WITHIN THE TERMINAL, OPERATE IN THE LANE RESERVED FOR CABS AND OTHER BUSES.
3. THE ROUTE WITHIN THE AIRPORT IS INDICATED BY CTA SIGNS WITH ARROWS SHOWING WHERE TURNS ARE MADE.