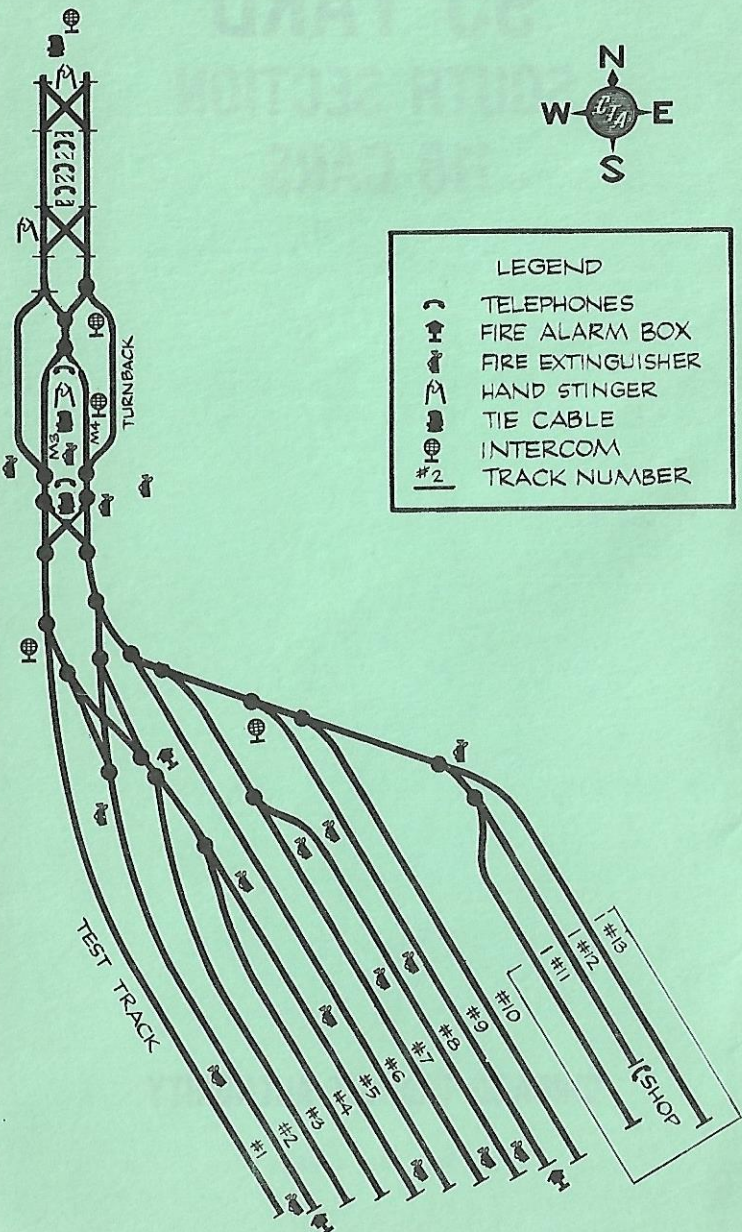


**95 YARD
SOUTH SECTION
118 CARS**








CHICAGO TRANSIT AUTHORITY

Locations Of: Telephones ● Fire Alarm Boxes ●
 Fire Extinguishers ● Hand Stingers ● Tie Cables ●
 Intercoms ● Track Number . . .

NOT DRAWN TO SCALE

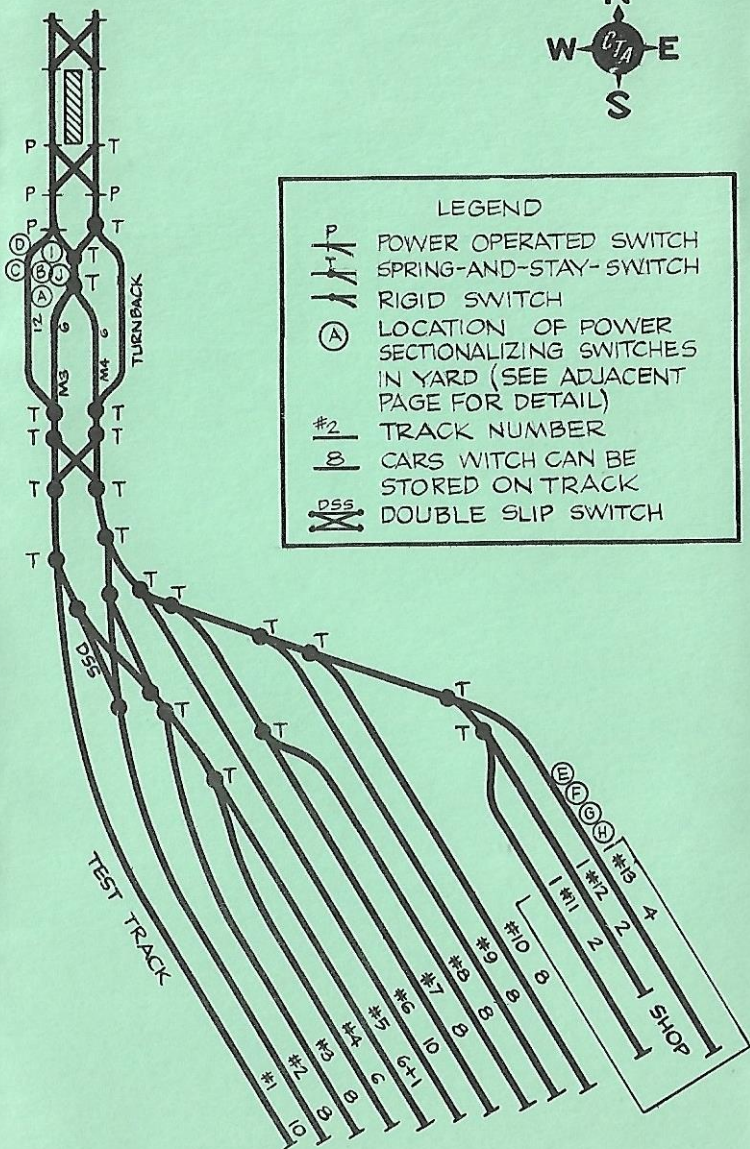
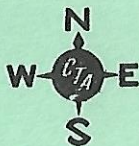


LEGEND

-  TELEPHONES
-  FIRE ALARM BOX
-  FIRE EXTINGUISHER
-  HAND STINGER
-  TIE CABLE
-  INTERCOM
-  TRACK NUMBER

... Power Sectionalizing Switches ●
 Car Storage Capacity ● Types Of Track Switches ●
 Track Number

NOT DRAWN TO SCALE



LEGEND

P	POWER OPERATED SWITCH
T	SPRING-AND-STAY-SWITCH
/	RIGID SWITCH
(A)	LOCATION OF POWER SECTIONALIZING SWITCHES IN YARD (SEE ADJACENT PAGE FOR DETAIL)
#2	TRACK NUMBER
B	CARS WHICH CAN BE STORED ON TRACK
DSS	DOUBLE SLIP SWITCH

Exact Locations Of And Tracks Controlled By Power Sectionalizing Switches Shown On Adjacent Track Map

(A)

DISCONNECT SWITCHES

220 A	220 B
----------	----------

LOOK WEST
SWITCHES LOCATED ON
POLE AT TRACK 3
SOUTH OF 96TH ST.

(B)

DISCONNECT SWITCHES

230 A	230 B
----------	----------

LOOK WEST
SWITCHES LOCATED ON
POLE EAST SIDE OF
TRACK 1 SOUTH OF 96TH ST.

(C)

DISCONNECT SWITCHES

220 TO TRK 3

LOOK WEST
SWITCHES LOCATED ON
POLE WEST SIDE OF
TRACK 1 SOUTH OF 96TH ST.

(D)

DISCONNECT SWITCHES

230 TO TRK 4

LOOK WEST
SWITCHES LOCATED ON
POLE WEST SIDE OF
TRACK 1 SOUTH OF 96TH ST.

(E)

TRACK SWITCHES

TRK 1	TRK 2	TRK 3	TRK 4	TRK 5
----------	----------	----------	----------	----------

LOOK EAST
SWITCHES LOCATED ON
POLE OUTSIDE NORTH
END OF SHOP ON TRACK 13

(F)

TIE SWITCHES

230 TO 220	230 TO 220
------------------	------------------

LOOK EAST
SWITCHES LOCATED ON
POLE OUTSIDE NORTH END
OF SHOP ON TRACK 13

(G)

TRACK SWITCHES

TRK 6	TRK 7	TRK 8	TRK 9	TRK 10
----------	----------	----------	----------	-----------

LOOK EAST
SWITCHES LOCATED ON POLE
OUTSIDE NORTH END OF
SHOP ON TRACK 13

(H)

TRACK & SHOP SWITCHES

TRK 11	TRK 12	TRK 13	SHOP FEED
-----------	-----------	-----------	--------------

LOOK EAST
SWITCHES LOCATED ON
POLE OUTSIDE NORTH END
OF SHOP ON TRACK 13

(I)

SECTIONALIZING SWITCHES

217 A	217 B
----------	----------

LOOK WEST
SWITCHES LOCATED ON POLE
WEST SIDE OF TRACK 1
SOUTH OF 96TH ST.

(J)

SECTIONALIZING SWITCHES

218 A	218 B
----------	----------

LOOK WEST
SWITCHES LOCATED ON POLE
WEST SIDE OF TRACK 1
SOUTH OF 96TH ST.

95TH YARD

SPECIAL NOTES

1. The stop boards at the south end of the platform on the northbound track and under the bridge must be obeyed.
2. When moving a train in either direction under the bridge, the horn must be sounded.
3. One of the middle tracks (M1, M2, M3, or M4) must be clear to allow access to the yard and the shop.
4. The normal position of the spring and stay switches on tracks 2, 6, 7, 9, 10, and 13 is for operation in the facing direction over track 13.
5. The normal position of the spring and stay switches on track 3 and track 5 is for operation in the facing direction over track 5.
6. The normal position of the spring and stay switch on track 7 is for operation in the facing direction over track 7.
7. The normal position of the spring and stay switch on track 12 is for operation in the facing direction over track 12.
8. The power switches are powered electrically. In case of a power failure these switches become spring and return switches.
9. Trains cannot be operated into or out of the shop when the red aspect is displayed. Trains may be operated into or out of the shop when the green aspect is displayed. The indication of the green aspect is "Proceed, the shop door is clear of the train."
10. The track number markers are also train clearance markers.

RULE 227. SPEED IN YARDS

- (a) The speed of trains within Yard Limits must not exceed six (6) miles per hour.
- (b) Yard Foremen, Switchmen and Motormen operating trains on any tracks within Yard Limits must use no more than one (1) point of power and be prepared to stop immediately.