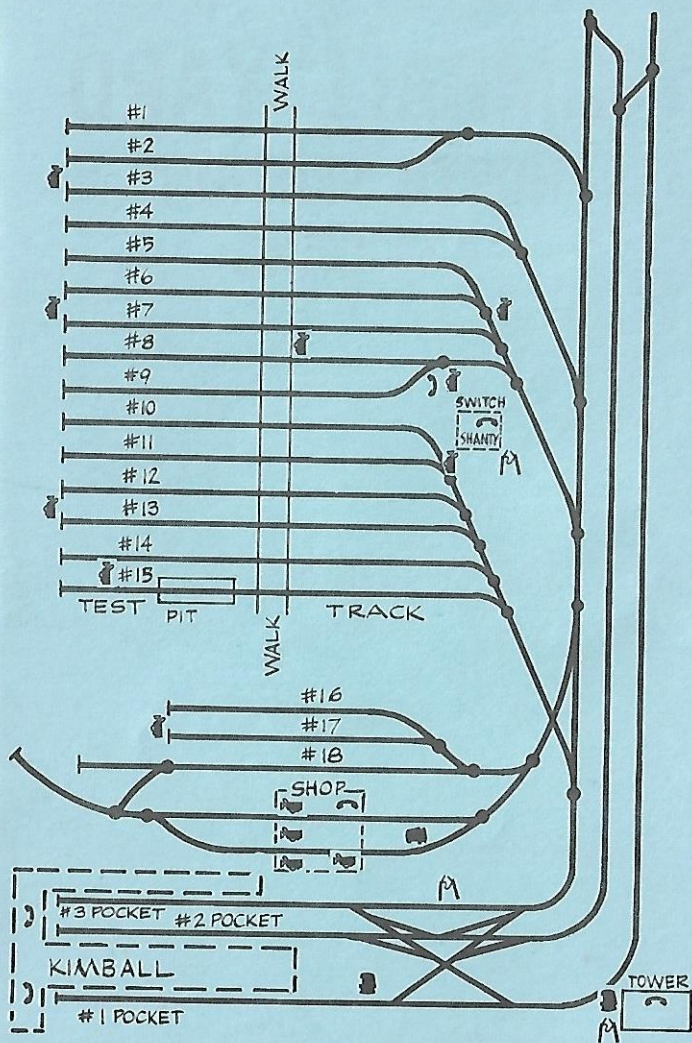


KIMBALL YARD
NORTH SECTION
174 CARS

CHICAGO TRANSIT AUTHORITY

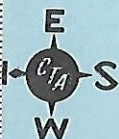
Locations Of: Telephones ● Fire Extinguishers ●
Hand Stingers ● Tie Cables ● Track Number . . .

NOT DRAWN TO SCALE



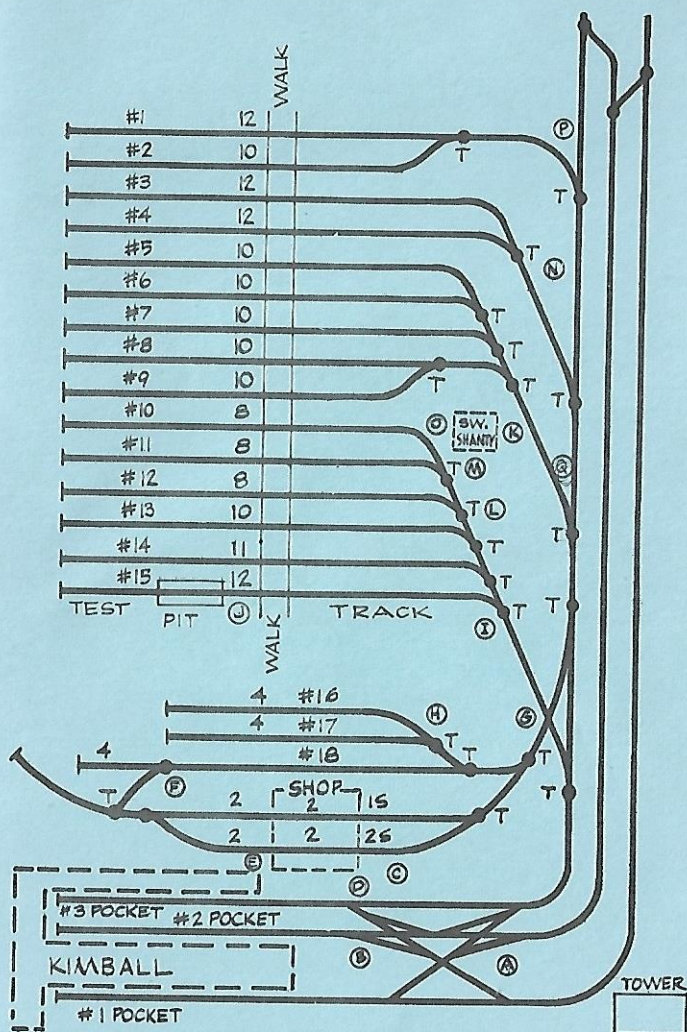
LEGEND

- ☎ TELEPHONE
- 🔥 FIRE EXTINGUISHER
- ⚡ HAND STINGER
- 🔌 TIE CABLE
- #25 TRACK NUMBER










... Power Sectionalizing Switches ●
 Car Storages Capacity ● Types Of Track Switches ●
 Track Number

NOT DRAWN TO SCALE



LEGEND

	INTERLOCKED SWITCH		CARS WHICH CAN BE STORED ON TRACK
	SPRING-AND STAY SWITCH		LOCATION OF POWER SECTIONALIZING SWITCHES IN YARD (SEE ADJACENT PAGE FOR DETAIL)
	RIGID SWITCH		
	TRACK NUMBER		



Exact Locations Of And Tracks Controlled By Power Sectionalizing Switches Shown On Adjacent Track Map

(A)

SECTIONALIZING SWITCH



LOOK EAST
BETWEEN NB. & SB.
S. END X-OVER

(B)

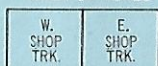
SECTIONALIZING SWITCH



LOOK WEST
BETWEEN TRK. 1 & 2
N. END X-OVER

(C)

TRACK SWITCHES



LOOK WEST
SO. END OF SHOP
BETWEEN #3 TRK. & W. SHOP TRACK

(D)

SECTIONALIZING SWITCH



LOOK EAST
S.W. CORNER OF SHOP

(E)

DISCONNECT SWITCH



LOOK SOUTH
N.W. CORNER OF SHOP

(F)

TRACK SWITCH



LOOK WEST
ON POLE NEAR SOUTH
END OF CROSSOVER

(G)

TRACK SWITCH



LOOK NORTH
AT JCT. OF TRK. 18
AND LEAD TRACK

(H)

TRACK SWITCHES



LOOK EAST
AT SOUTH END OF TRK. 16

(I)

TRACK SWITCH



LOOK NORTH
ON POLE NEAR JCT
OF LEAD & TRK. 15

(J)

SECTIONALIZING SWITCH



LOOK WEST
AT S.E. CORNER OF PARKING LOT

(K)


TRACK SWITCH



LOOK NORTH
ON POLE NEAR JCT.
OF LEAD AND TRK. 8

(L)

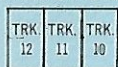
TRACK SWITCHES



LOOK EAST
AT S. END OF TRACK 12

(M)

TRACK SWITCHES



LOOK EAST
S. END OF TRACK 11

(N)


TRACK SWITCH



LOOK NORTH
BETWEEN 1-2 LEAD AND
3-4 LEAD, NEAR MAIN

(O)

TRACK SWITCHES



LOOK WEST
N.E. CORNER OF SWITCHMAN'S
SHANTY

(P)

TRACK SWITCH



LOOK NORTH
BETWEEN SIDETRACK
AND 1-2 LEAD

(Q)

DISCONNECT SWITCH



LOOK WEST
SWITCH LOCATED ON
FENCE NEAR SWITCH
SHANTY

KIMBALL YARD

SPECIAL NOTES

1. The walk crossing tracks 1 to 15 must not be blocked by trains.
2. The normal position of the spring and stay switches on the lead is for operation over the lead.
3. The normal position of the spring and stay switches for track 11 to track 15 is for operation over track 10.
4. The normal position of the spring and stay switches for track 6 to track 8 is for operation over track 5.
5. The normal position of the spring and stay switch on track 1 is for operation over track 1.
6. The normal position of the spring and stay switch on track 3 is for operation over track 3.
7. The normal position of the spring and stay switch on track 9 is for operation over track 8.
8. All moves from the lead track to the station are governed by interlocking home signals.

RULE 227. SPEED IN YARDS

- (a) The speed of trains within Yard Limits must not exceed six (6) miles per hour.
- (b) Yard Foremen, Switchmen and Motormen operating trains on any tracks within Yard Limits must use no more than one (1) point of power and be prepared to stop immediately.