

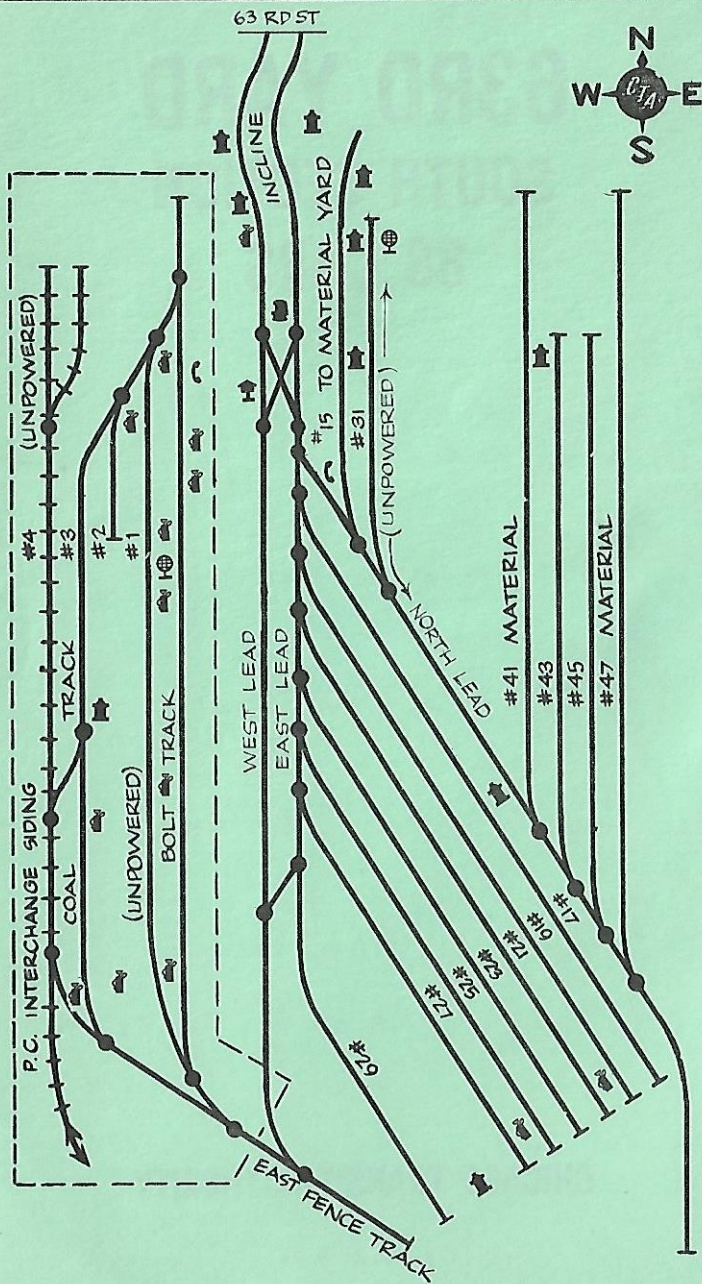
**63RD YARD
SOUTH SECTION
88 CARS**

CHICAGO TRANSIT AUTHORITY

T & PS 2/16/73

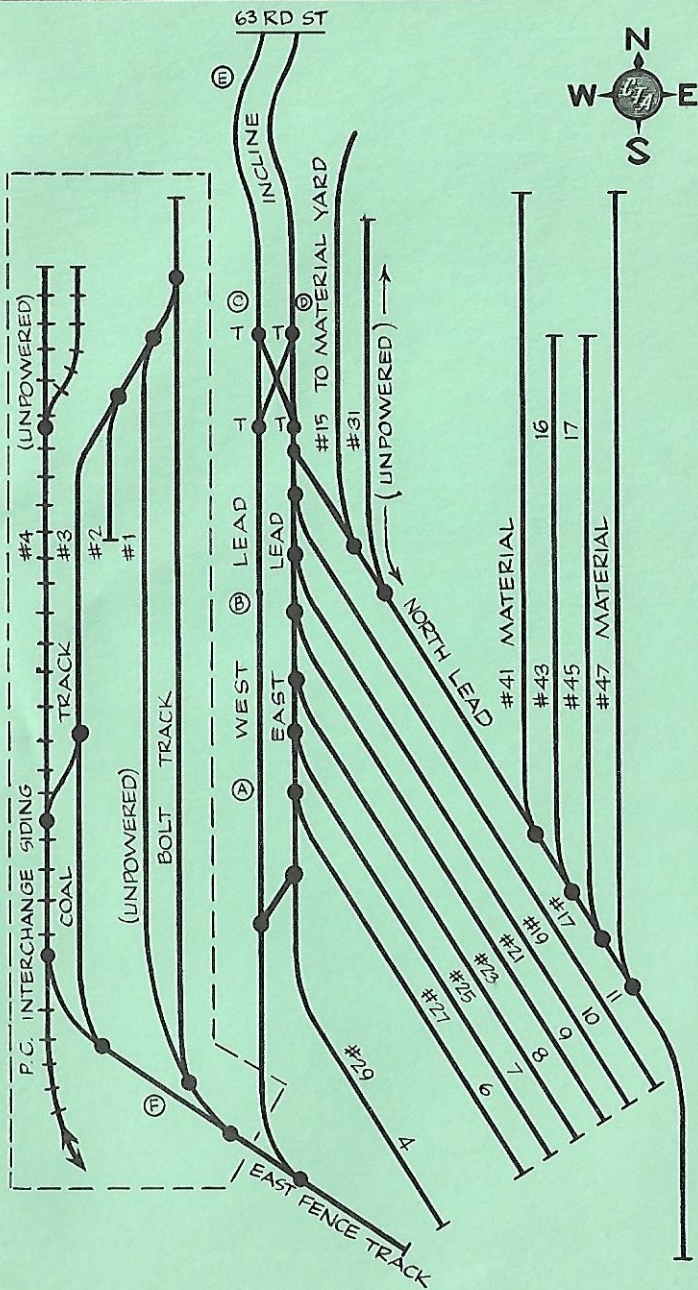
Locations Of: Telephones ● Fire Alarm Boxes ●
 Fire Extinguishers ● Fire Hydrants ● Tie Cables ●
 Intercoms ● Track Number . . .

NOT DRAWN TO SCALE



... Power Sectionalizing Switches ●
 Car Storage Capacity ● Types Of Track Switches ●
 Track Number


NOT DRAWN TO SCALE



Exact Locations Of And Tracks Controlled By Power Sectionalizing Switches Shown On Adjacent Track Map

(A)


TRACK SWITCHES



LOOK WEST
SWITCHES LOCATED ON
WEST LEAD NEAR NORTH
END OF TRACK 27

(B)

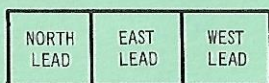
TRACK SWITCHES



LOOK WEST
SWITCHES LOCATED ON
WEST LEAD NEAR NORTH
END OF TRACK 21

(C)

TRACK SWITCHES



LOOK WEST
SWITCHES LOCATED ON
WEST LEAD NORTH OF
DIAMOND CROSSOVER

(D)

TRACK SWITCHES



LOOK EAST
SWITCHES LOCATED WEST
OF TRACK 15 AT SOUTH
END OF INCLINE TRACK

(E)

TRACK SWITCH



LOOK NORTHWEST
SWITCH LOCATED ON
POLE UNDER STAIRS
OF INCLINE TRACK










(F)

TRACK SWITCH



LOOK NORTHEAST
SWITCH LOCATED ON
POST AT WEST END OF
EAST FENCE TRACK

LEGEND

- | | | | |
|--|-------------------|---|--|
|  | TELEPHONE |  | SPRING-AND-STAY-SWITCH |
|  | FIRE ALARM BOX |  | RIGID SWITCH |
|  | FIRE EXTINGUISHER | (A) | LOCATION OF POWER SECTIONALIZING SWITCHES IN YARD (SEE ABOVE FOR DETAIL) |
|  | FIRE HYDRANTS | #2 | TRACK NUMBER |
|  | TIE CABLE | B | CARS WHICH CAN BE STORED ON TRACK |
|  | INTERCOM | | |
|  | TRACK NUMBER | | |

63RD YARD SPECIAL NOTES

1. The normal position of the rigid switches on the east lead is for movement over the east lead.
2. The normal position of the spring and stay switches at the diamond crossover on the east and west lead is for movement over the lead tracks.
3. The normal position of the rigid switches on tracks 41 through 47 is for movement over the north lead.
4. All switches, except the four spring and stay switches at the diamond crossover, are rigid switches.
5. All train movements on the incline track are governed by interlocking home signals.
6. The freight engine can only be switched from the east lead to the west lead at the diamond crossover near track 17.

RULE 227. SPEED IN YARDS

- (a) The speed of trains within Yard Limits must not exceed six (6) miles per hour.
- (b) Yard Foremen, Switchmen and Motormen operating trains on any tracks within Yard Limits must use no more than one (1) point of power and be prepared to stop immediately.