

## Metra Territory . . .

Metra operates 11 commuter rail lines that provide service to over 230 outlying stations in the six-county area of northeast Illinois.

Flexible schedules, convenient connections, and assorted fare programs make Metra the smart and economical travel choice to many destinations.

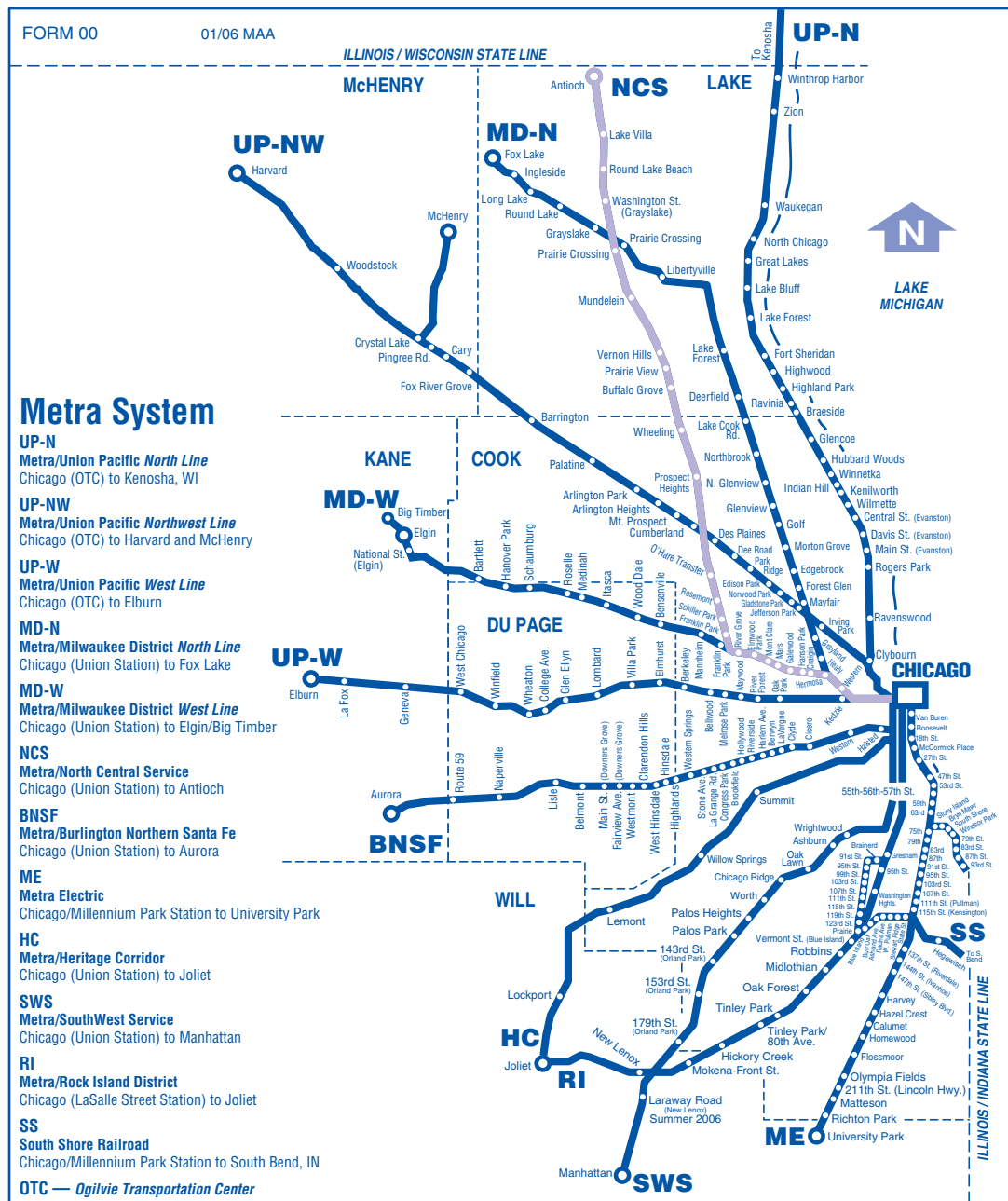
So why drive. Learn to fly on Metra.

**Your Electronic Ticket To Savings**



**Metra Monthly and 10-Ride Tickets Available Through The Internet!**

For details visit our web site at [www.metra.com](http://www.metra.com)



## FARES EFFECTIVE FEBRUARY 1, 2006

RIDERS NOT PRESENTING VALID TICKETS MUST PURCHASE A ONE-WAY TICKET FROM THE CONDUCTOR.

ZONE	STATION	CLASS OF TICKET	A	C	D	E	F	G	H	I	J
A	UNION STATION WESTERN AVE.	ONE-WAY	\$ 1.95								
		10-RIDE	16.60								
		MONTHLY	52.65								
		REDUCED ONE-WAY	.95								
C	RIVER GROVE BELMONT AVE. (Franklin Park) SCHILLER PARK	ONE-WAY	3.05	\$ 1.95							
		10-RIDE	25.95	16.60							
		MONTHLY	82.35	52.65							
		REDUCED ONE-WAY	1.50	.95							
D	ROSEMONT O'HARE TRANSFER	ONE-WAY	3.45	2.15	\$ 1.95						
		10-RIDE	29.35	18.30	16.60						
		MONTHLY	93.15	58.05	52.65						
		REDUCED ONE-WAY	1.70	1.05	.95						
E	PROSPECT HEIGHTS	ONE-WAY	3.90	3.05	2.15	\$ 1.95					
		10-RIDE	33.15	25.95	18.30	16.60					
		MONTHLY	105.30	82.35	58.05	52.65					
		REDUCED ONE-WAY	1.95	1.50	1.05	.95					
F	WHEELING BUFFALO GROVE	ONE-WAY	4.30	3.45	3.05	2.15	\$ 1.95				
		10-RIDE	36.55	29.35	18.30	16.60					
		MONTHLY	116.10	93.15	82.35	58.05	52.65				
		REDUCED ONE-WAY	2.15	1.70	1.50	1.05	.95				
G	PRAIRIE VIEW VERNON HILLS	ONE-WAY	4.70	3.90	3.45	3.05	2.15	\$ 1.95			
		10-RIDE	39.95	33.15	25.95	18.30	16.60				
		MONTHLY	126.90	105.30	93.15	82.35	58.05	52.65			
		REDUCED ONE-WAY	2.35	1.95	1.70	1.50	1.05	.95			
H	MUNDELEIN PRAIRIE CROSSING	ONE-WAY	5.15	4.30	3.90	3.45	3.05	2.15	\$ 1.95		
		10-RIDE	43.80	36.55	33.15	29.35	25.95	18.30	16.60		
		MONTHLY	139.05	116.10	105.30	93.15	82.35	58.05	52.65		
		REDUCED ONE-WAY	2.55	2.15	1.95	1.70	1.50	1.05	.95		
I	WASHINGTON ST. (Grayslake)	ONE-WAY	5.55	4.70	4.30	3.90	3.45	3.05	2.15	\$ 1.95	
		10-RIDE	47.20	39.95	36.55	33.15	29.35	25.95	18.30	16.60	
		MONTHLY	149.85	126.90	116.10	105.30	93.15	82.35	58.05	52.65	
		REDUCED ONE-WAY	2.75	2.35	2.15	1.95	1.70	1.50	1.05	.95	
J	ROUND LAKE BEACH LAKE VILLA	ONE-WAY	6.00	5.15	4.70	4.30	3.90	3.45	3.05	2.15	\$ 1.95
		10-RIDE	51.00	43.80	39.95	36.55	33.15	29.35	25.95	18.30	16.60
		MONTHLY	162.00	139.05	126.90	116.10	105.30	93.15	82.35	58.05	52.65
		REDUCED ONE-WAY	3.00	2.55	2.35	2.15	1.95	1.70	1.50	1.05	.95
K	ANTIOCH	ONE-WAY	6.40	5.55	5.15	4.70	4.30	3.90	3.45	3.05	2.15
		10-RIDE	54.40	47.20	43.80	39.95	36.55	33.15	29.35	25.95	18.30
		MONTHLY	172.80	149.85	139.05	126.90	116.10	105.30	93.15	82.35	58.05
		REDUCED ONE-WAY	3.20	2.75	2.55	2.35	2.15	1.95	1.70	1.50	1.05

ZONES B IS NOT SHOWN. FARES ARE BASED ON TRAVEL THROUGH THIS ZONE. TICKET AGENTS ARE NOT AVAILABLE AT NORTH CENTRAL SERVICE STATIONS. WHEN TRAVELING DOWNTOWN PLEASE PURCHASE YOUR RETURN TRIP TICKET PRIOR TO BOARDING OR THE CONDUCTOR WILL CHARGE AN ADDITIONAL \$2.00 WHEN A CASH FARE IS PAID ON THE TRAIN.

Reduced fares are available for senior citizens, customers with disabilities, students and children. A \$5.00 penalty will be charged in addition to any incremental charges (\$1.00 for the first zone and 50c for each additional zone) for travel beyond the zone limits of your ticket if you fail to notify the conductor. A \$1.00 surcharge will be added to your fare for currency transactions involving \$50.00 bills and larger.

## GENERAL INFORMATION

All information in this timetable is subject to change without notice. Metra and the RTA are not responsible for lost articles, errors in timetables, or for inconvenience or damage resulting from missed stops, delayed, cancelled or missed trains and buses, failure to make connections or shortages of equipment.

**Bicycles:** Cyclists will be accommodated on a first come, first serve basis on weekday off-peak and weekend trains. Bicycles are prohibited on weekday trains scheduled to arrive in Chicago prior to 9:30 AM and departing Chicago between 3:00 PM and 7:00 PM, and during major Chicago special events.

Only three bicycles will be allowed in priority seating areas on each accessible car. Standard bicycles cannot exceed 70 inches in length. Individual cyclists must be 16 years old, cyclists 12-15 must be accompanied by an adult. Children under 12 are not permitted.

Visit [metrail.com](http://metrail.com) for complete rules and regulations.

**Baggage:** It is not possible to check baggage on Metra commuter trains. Also, because of space limitations, skis, non-folding carriages and other large items cannot be transported.

**Pets:** Only trained dogs assisting customers with disabilities are permitted on trains.

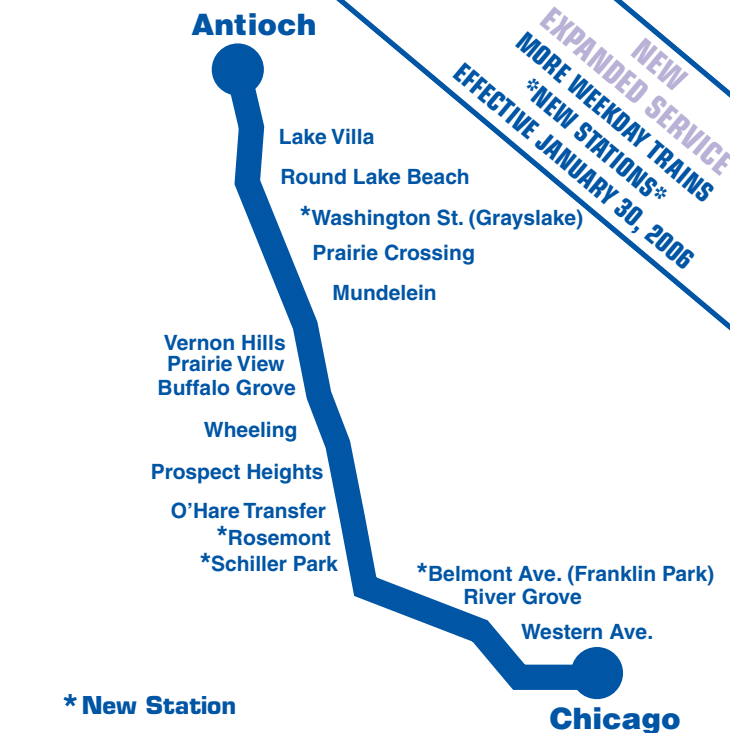

**Lost Tickets / Refund Information:** No refund or replacement ride will be permitted when a ticket has been lost, destroyed, stolen or unaccounted for on the day of travel. For refunds on unused or partially used tickets, consult a ticket agent at any downtown station. Refunds cannot be made on any ticket past its period of validity. Mail refund requests to:

**Metra Revenue Accounting Department**  
547 W. Jackson Blvd.  
Chicago, IL 60661  
ATTN: Refunds

**Stop Overs / Transfers:** On board personnel must be notified before your ticket is punched.

**Family Cars:** Metra's Family Car program is now available on all trains that arrive or depart their downtown terminals between 9:00 a.m. and 3:00 p.m., and after 7:00 p.m. Monday through Friday. Please check with a member of the train crew before boarding for the location of the Family Car.

## North Central Service Chicago to Antioch



## WELCOME TO THE NORTH CENTRAL SERVICE

First opened in 1996 to serve residents in Lake and northern Cook Counties, Metra's North Central Service initially provided four weekday inbound and outbound trains between Antioch and Chicago's Union Station. Since its inaugural run the expected population and business growth along the corridor has increased the need for more service, and Metra has responded with the completion of an extensive double tracking project that will significantly increase service. In addition, four new stations have also been constructed at Grayslake, Schiller Park, Franklin Park and Rosemont.

The expansion project improves service options for traditional Chicago-bound commuters as well as creating new travel opportunities for suburb-to-suburb and reverse commuters. Through public/private partnerships, innovative connecting shuttle bus services will be developed to provide better access to the ever-growing suburban employment markets. The increased service also provides greater flexibility to access O'Hare Airport. A free shuttle from the O'Hare Transfer Station takes customers to the Airport Transit System which connects conveniently to all airport terminals.

These enhancements are part of Metra's commitment to provide safe, reliable and affordable commuter rail service. We look forward to welcoming you aboard.

## HOW TO READ THIS TIMETABLE

First locate at the top of the schedule panel the appropriate direction that you plan to travel. Next, identify the boarding station on the farthest left column. Follow across to determine the departure times at that station. Select the train that best meets your needs and move down that column to identify the arrival time at your destination station.

## FOR ADDITIONAL INFORMATION

**Metra Passenger Services**  
Weekdays 8 a.m. - 5 p.m.  
(312) 322-6777

**Transit Information Center**  
Daily 5 a.m. - 1 a.m.  
836-7000 (City or Suburbs)

[www.metrarail.com](http://www.metrarail.com)

## Antioch to Chicago – Monday through Friday

ZONE	STATION	100	102	104	106	108	110	112	114	116	118
K	● Antioch LV:	5:20	5:48	6:08	6:28	6:49	9:05	11:00	3:00	5:07	7:02
J	● Lake Villa	5:26	5:54	6:14	6:34	6:55	9:11	11:06	3:06	5:13	7:09
J	● Round Lake Beach	5:30	5:58	6:18	6:38	6:59	9:15	11:10	3:10	5:17	7:13
I	● Washington St. (Grayslake)	5:33	6:01	6:21	6:41	7:02	9:18	11:13	3:13	5:20	7:16
H	● Prairie Crossing	5:38	6:06	6:26	6:46	7:07	9:23	11:18	3:18	5:25	
H	● Mundelein	5:44	6:12	6:32	6:52	7:13	9:29	11:24	3:24	5:31	
G	● Vernon Hills	5:50	6:18	6:38	6:58	7:19	9:35	11:30	3:30	5:37	
G	● Prairie View	5:53	6:21	6:41	7:01	7:22	9:38	11:33	3:33	5:40	
F	● Buffalo Grove	5:57	6:26	6:46	7:06	7:27	9:42	11:37	3:37	5:44	
F	● Wheeling	6:02	6:31	6:51	7:11	7:33	9:47	11:42	3:42	5:49	
E	● Prospect Heights	6:06	6:35	6:55	7:15	7:37	9:51	11:46	3:46	5:53	
D	● O'Hare Transfer	6:17	6:47	7:07	7:27	7:50	10:03	11:58	3:58	6:05	
D	● Rosemont	6:20	6:50	7:10	7:30	7:53	10:06	12:01	4:01	6:08	
C	● Schiller Park	6:23	6:53	7:13	7:33	7:56	10:09	12:04	4:04	6:11	
C	● Belmont Ave. (Franklin Park)	6:27	6:57	7:17	7:37	8:00	10:13	12:08	4:08	6:15	
C	● *River Grove	6:32	7:02	—	7:42	8:08	—	—	—	—	—
A	● †Western Ave.	6:44	7:14	7:34	7:55	8:21	10:29	12:24	4:24	↓	↓
A	● Chicago AR:	6:55	7:25	7:47	8:08	8:34	10:40	12:35	4:35	6:42	8:15
							9	9	9	9	9

† Morning bus connections to North Michigan Avenue via CTA #33.

## Chicago to Antioch – Monday through Friday

ZONE	STATION	101	103	105	107	109	111	113	115	117	119
A	● Chicago LV:	7:10	9:00	—	—	4:35	5:10	—	—	—	8:30
A	● Western Ave.	↓	↓	—	—	4:35	5:10	—	—	—	↓
C	● *River Grove	↓	↓	1:20	3:20	4:46	5:22	↓	6:20	7:20	↓
C	● Belmont Ave. (Franklin Park)	7:34	9:23	1:24	3:24	4:50	5:26	5:54	6:24	7:24	8:53
C	● Schiller Park	7:37	9:26	1:27	3:27	4:53	5:29	5:57	6:27	7:27	8:56
D	● Rosemont	7:40	9:29	1:30	3:30	4:56	5:32	6:00	6:30	7:30	8:59
D	● O'Hare Transfer	7:43	9:32	1:32	3:32	4:59	5:35	6:03	6:33	7:32	9:02
E	● Prospect Heights	7:55	9:42	1:42	3:42	5:11	5:46	6:14	6:44	7:42	9:12
F	● Wheeling	8:00	9:47	1:47	3:47	5:16	5:51	6:19	6:49	7:47	9:17
F	● Buffalo Grove	8:04	9:51	1:51	3:51	5:20	5:56	6:23	6:54	7:51	9:21
G	● Prairie View	8:08	9:55	1:55	3:55	5:24	6:00	6:27	6:58	7:55	9:25
G	● Vernon Hills	8:11	9:58	1:58	3:58	5:27	6:03	6:30	7:01	7:58	9:28
H	● Mundelein	8:17	10:04	2:04	4:04	5:33	6:09	6:36	7:07	8:04	9:34
H	● Prairie Crossing	8:23	10:10	2:10	4:10	5:40	6:15	6:42	7:13	8:10	9:40
I	● Washington St. (Grayslake)	8:29	10:16	2:16	4:16	5:49	6:22	6:49	7:20	8:16	9:46
J	● Round Lake Beach	8:34	10:20	2:20	4:20	5:53	6:26	6:53	7:24	8:20	9:50
J	● Lake Villa	8:38	10:24	2:24	4:24	5:56	6:29	6:57	7:27	8:24	9:54
K	● Antioch AR:	8:48	10:34	2:35	4:35	6:05	6:39	7:07	7:37	8:34	10:04
							9	9	9	9	9

🚲 NUMBER OF BICYCLES ALLOWED PER TRAIN.

\* Transfer station for travel on Metra's Milwaukee District/West Line.

● ACCESSIBLE STATION.

## TICKET INFORMATION

■ **Monthly Pass** — Save over 30%. Good for unlimited travel between the fare zones indicated on the ticket during a calendar month. The pass is for the exclusive use of the purchaser and is not transferable.

■ **10-Ride Ticket** — 15% savings. Good for ten one-way trips between the fare zones indicated on the ticket. Valid for one year from date of purchase. One ticket can be shared by people riding together.

■ **One-Way Ticket** — Good for one-way travel between the fare zones indicated on the ticket. Valid for one year from date of purchase.

■ **Link-Up** — Monthly ticket holders can purchase a Link-Up sticker for connecting travel on CTA and Pace buses. CTA usage is restricted to the 6:00 to 9:30 a.m. and 3:30 to 7:00 p.m. weekday rush hour periods.

■ **Metra/Pace PlusBus** — Good for unlimited travel on all Pace suburban buses during a calendar month. Must be purchased in conjunction with a Metra Monthly Pass.

■ **Regional Rail Program** — A Monthly Pass, 10-Ride or One-Way ticket can be used for travel between same zones on any Metra line.

■ **Children's Weekday Fares** — Children 7-11 save approximately 50% on a One-Way ticket. Children 6 and under ride free when accompanied by a fare-paying adult (up to three children free per adult). Under no circumstance will children under seven years of age be permitted to travel alone. If Metra personnel discover young children left unattended, the proper authorities will be notified.

■ **Student Fares** — Full-time students enrolled in an accredited grade school or high school will save approximately 50% of the cost of the regular One-Way, 10-ride, and Monthly fares. These tickets will be honored daily between the hours of 5:30 a.m. and 10:00 p.m.

When purchasing a ticket, students must present a "Student Identification Card or Letter of Certification along with their ticket. Failure to do so will result in full fare payment." Student tickets are not transferable.

■ **Senior Citizens/Disability Fares** — Senior Citizens and Customers with Disabilities who have an RTA Reduced Fare Permit can purchase a Reduced One-Way, 10-Ride or Monthly Pass. In lieu of the Reduced Fare Permit a Medicare Card can be used, however applying for the permit is strongly encouraged.

■ **Group Fares** — For prearranged groups of 25 people or more. Available during off-peak weekday hours. Payment must be received two weeks prior to trip. Call 312-322-6772 to make reservations.

■ **U.S. Military Fares** — Personnel in uniform can travel for approximately half the regular one-way fare. Military personnel may be requested by the ticket agent or conductor to show an Armed Forces of the United States Identification Card.

## WHERE TO PURCHASE TICKETS

■ **Downtown/Outlying Stations** — All Metra ticket types can be purchased at downtown stations or at outlying stations where a ticket agent is on duty.

■ **On the Train** — A One-Way cash fare can be purchased on the train from the conductor. However, if an agent is on duty at the station where you boarded, **the conductor will charge an additional \$2.00.**

## METRA TICKET ORDERING PROGRAMS

■ **Ticket-By-Mail** — The Monthly Pass and 10-Ride Ticket can be purchased by mail. The Monthly Pass is mailed before the start of each month. Payment is not due until the 10th of the following month. The program provides the flexibility to stop or skip a month at anytime.

■ **Ticket-By-Internet** — The Monthly Pass and 10-Ride Ticket can be ordered through the Internet. Visit our Website, complete and mail to Metra the application form, and receive your PIN to order anytime of the day or night.

## WEEKENDS AND HOLIDAY SCHEDULE

There is no train service on weekends or the following holidays: New Year's Day, Memorial Day, Independence Day, Labor Day, Thanksgiving and Christmas. On certain other days, such as Christmas Eve, New Year's Eve and July 3rd, modified schedules may be in effect. Please confirm times by calling before traveling on days when special schedules may be in effect.

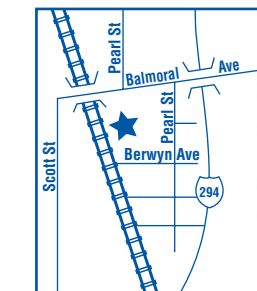
## NEW STATIONS OPENING JANUARY 2006

### Washington St. / Grayslake



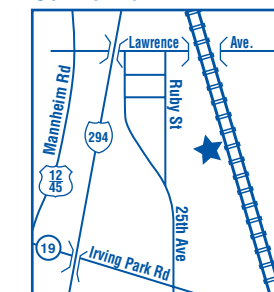
Parking: 109 spaces, \$1.50 daily

### Rosemont



Parking: 100 spaces, \$1.50 daily

### Schiller Park



Parking: 100 spaces, \$1.50 daily

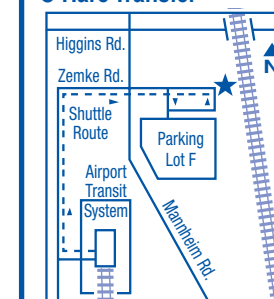
### Belmont Ave. / Franklin Park



Parking: 100 spaces, \$1.50 daily

## Take off With Metra to O'Hare

### O'Hare Transfer



Parking: Kiss and ride only

Metra's North Central Service connects to O'Hare International Airport. The O'Hare Transfer station is located at Remote Parking Lot F, where customers can connect, via a free airport bus, to the Airport Transit System.

Long-term parking is available at NCS stations for \$1.50 per day. Contact the village/city office for more information.