

Metra Territory . . .

Metra operates 11 commuter rail lines that provide service to over 230 outlying stations in the six-county area of northeast Illinois.

Flexible schedules, convenient connections, and assorted fare programs make Metra the smart and economical travel choice to many destinations.

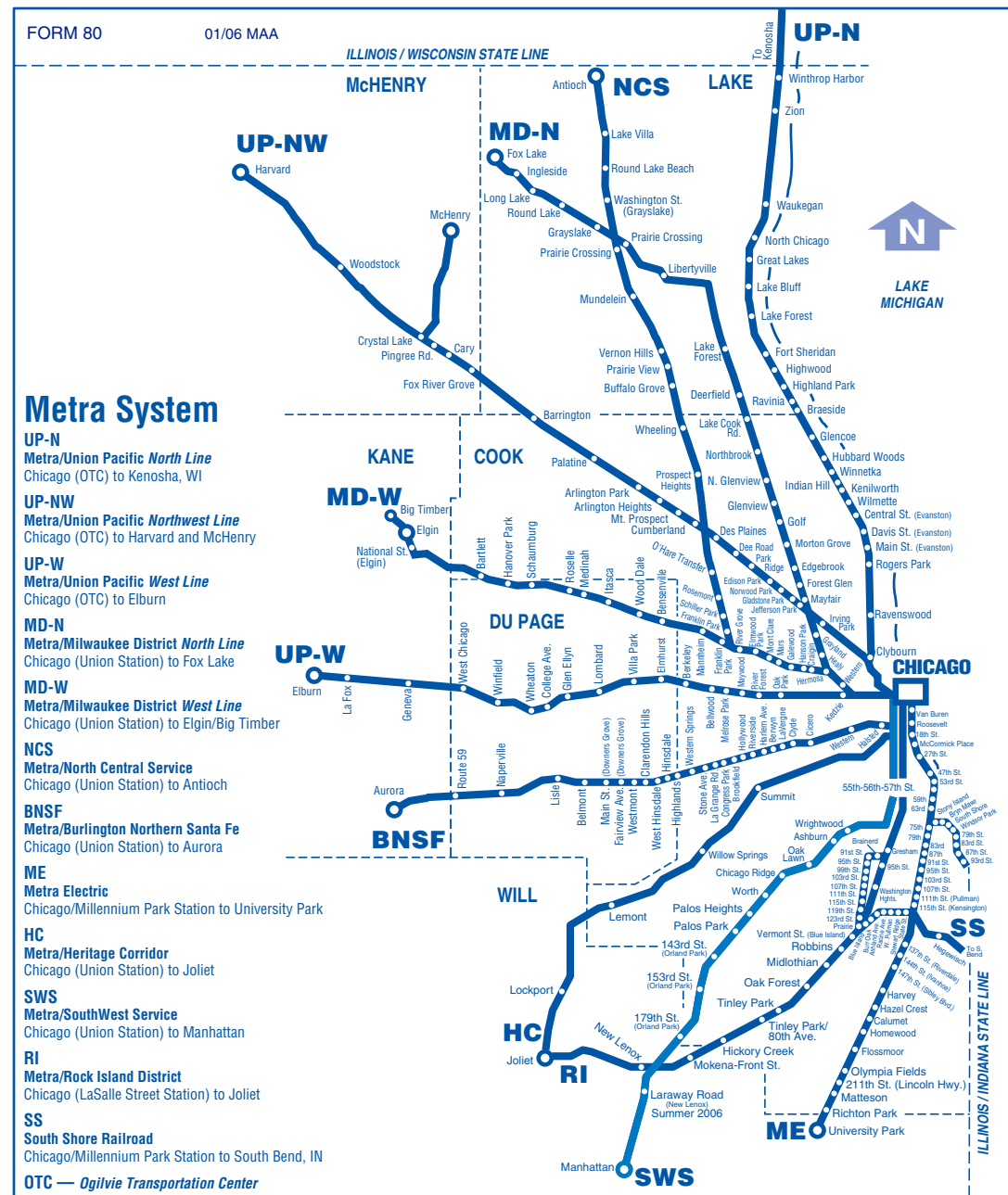
So why drive. Learn to fly on Metra.

Your Electronic Ticket To Savings



Metra Monthly and 10-Ride Tickets Available Through The Internet!

For details visit our web site at www.metrarail.com



FARES EFFECTIVE FEBRUARY 1, 2006

RIDERS NOT PRESENTING VALID TICKETS MUST PURCHASE A ONE-WAY TICKET FROM THE CONDUCTOR.

ZONE	STATION	CLASS OF TICKET	A	C	D	E	F	H	I
A	*UNION STATION	ONE-WAY	\$ 1.95						
		10-RIDE	16.60						
		MONTHLY	52.65						
		REDUCED ONE-WAY	.95						
C	Wrightwood Ashburn	ONE-WAY	3.05	\$ 1.95					
		10-RIDE	25.95	16.60					
		MONTHLY	82.35	52.65					
		REDUCED ONE-WAY	1.50	.95					
D	Oak Lawn Chicago Ridge Worth Palos Heights	ONE-WAY	3.45	2.15	\$ 1.95				
		10-RIDE	29.35	18.30	16.60				
		MONTHLY	93.15	58.05	52.65				
		REDUCED ONE-WAY	1.70	1.05	.95				
E	Palos Park 143rd St. *153rd St.	ONE-WAY	3.90	3.05	2.15	\$ 1.95			
		10-RIDE	33.15	25.95	18.30	16.60			
		MONTHLY	105.30	82.35	58.05	52.65			
		REDUCED ONE-WAY	1.95	1.50	1.05	.95			
F	179th St.	ONE-WAY	4.30	3.45	3.05	2.15	\$ 1.95		
		10-RIDE	36.55	29.35	25.95	18.30	16.60		
		MONTHLY	116.10	93.15	82.35	58.05	52.65		
		REDUCED ONE-WAY	2.15	1.70	1.50	1.05	.95		
H	Laraway Road (Summer 2006)	ONE-WAY	5.15	4.30	3.90	3.45	3.05	\$ 1.95	
		10-RIDE	43.80	36.55	33.15	29.35	25.95	16.60	
		MONTHLY	139.05	116.10	105.30	93.15	82.35	52.65	
		REDUCED ONE-WAY	2.55	2.15	1.95	1.70	1.50	.95	
I	MANHATTAN	ONE-WAY	5.55	4.70	4.30	3.90	3.45	2.15	\$ 1.95
		10-RIDE	47.20	39.95	36.55	33.15	29.35	18.30	16.60
		MONTHLY	149.85	126.90	116.10	105.30	93.15	58.05	52.65
		REDUCED ONE-WAY	2.75	2.35	2.15	1.95	1.70	1.05	.95
		REDUCED 10-RIDE	27.50	23.50	21.50	19.50	17.00	10.50	9.50
		REDUCED MONTHLY	103.15	88.15	80.65	73.15	63.75	39.40	35.65

ZONES B AND G ARE NOT SHOWN. FARES ARE BASED ON TRAVEL THROUGH THESE ZONES. * TICKETS SOLD AT THESE STATIONS.

Reduced fares are available for senior citizens, customers with disabilities, students and children. A \$5.00 penalty will be charged in addition to any incremental charges (\$1.00 for the first zone and 50c for each additional zone) for travel beyond the zone limits of your ticket if you fail to notify the conductor. A \$1.00 surcharge will be added to your fare for currency transactions involving \$50.00 bills and larger.

GENERAL INFORMATION

All information in this timetable is subject to change without notice. Metra and the RTA are not responsible for lost articles, errors in timetables, or for inconvenience or damage resulting from missed stops, delayed, cancelled or missed trains and buses, failure to make connections or shortages of equipment.

Bicycles: Cyclists will be accommodated on a first come, first serve basis on weekday off-peak and weekend trains. Bicycles are prohibited on weekday trains scheduled to arrive in Chicago prior to 9:30 AM and departing Chicago between 3:00 PM and 7:00 PM, and during major Chicago special events.

Only three bicycles will be allowed in priority seating areas on each accessible car. Standard bicycles cannot exceed 70 inches in length. Individual cyclists must be 16 years old, cyclists 12-15 must be accompanied by an adult. Children under 12 are not permitted.

Visit metrarail.com for complete rules and regulations.

Baggage: It is not possible to check baggage on Metra commuter trains. Also, because of space limitations, skis, non-folding carriages and other large items cannot be transported.

Pets: Only trained dogs assisting customers with disabilities are permitted on trains.

Lost Tickets / Refund Information: No refund or replacement ride will be permitted when a ticket has been lost, destroyed, stolen or unaccounted for on the day of travel. For refunds on unused or partially used tickets, consult a ticket agent at any downtown station. Refunds cannot be made on any ticket past its period of validity. Mail refund requests to: **Metra Revenue Accounting Department 547 W. Jackson Blvd. Chicago, IL 60661 ATTN: Refunds**

Stop Overs / Transfers: On board personnel must be notified before your ticket is punched.

Family Cars: Metra's Family Car program is now available on all trains that arrive or depart their downtown terminals between 9:00 a.m. and 3:00 p.m., and between 7:00 p.m. and 10:00 p.m., Monday through Friday. Please check with a member of the train crew before boarding for the location of the Family Car.

SouthWest Service Chicago to Manhattan



NEW EXPANDED SERVICE 30 TRAINS EACH WEEKDAY SWS EXTENDS TO MANHATTAN EFFECTIVE JAN. 30, 2006



Metra
The way to really fly.
Effective January 30, 2006



WELCOME TO THE SOUTHWEST SERVICE

Population and business growth along Metra's Southwest Service corridor has increased the need for commuting options, and Metra has responded by greatly expanding service. The number of daily trains has increased from 16 to 30, creating better options for your travel to and from work. And, we're not just for traveling to work. With more trains throughout the day, you'll be able to enjoy downtown shopping, dining, and plan other recreational trips aboard Metra.

In addition to the new Palos Heights station, the completion of the 12-mile extension from Orland Park to Manhattan provides more convenient options for Will County residents. New station locations include Laraway Road in New Lenox (Summer 2006), as well as Manhattan. Also, over the span of the project, an additional 4,000 parking spaces will have been added at SouthWest Service stations.

These enhancements are part of Metra's commitment to provide safe, reliable and affordable commuter rail service. We look forward to welcoming you aboard!

HOW TO READ THIS TIMETABLE

First locate at the top of the schedule panel the appropriate direction that you plan to travel. Next, identify the boarding station on the farthest left column. Follow across to determine the departure times at that station. Select the train that best meets your needs and move down that column to identify the arrival time at your destination station.

FOR ADDITIONAL INFORMATION

Metra Passenger Services
Weekdays 8 a.m. - 5 p.m.
(312) 322-6777

Transit Information Center
Daily 5 a.m. - 1 a.m.
836-7000 (City or Suburbs)

www.metrarail.com

Manhattan to Chicago – Monday through Friday

ZONE	STATIONS	802	804	806	808	810	812	818	822	826	830	834	836	838	840	842	
		AM	AM	AM	AM	AM	AM	AM	AM	AM	PM	PM	PM	PM	PM	PM	
I	● MANHATTAN LV:	—	—	6:02	—	6:52	—	—	—	—	—	—	—	—	—	—	
H	Laraway Road	NEW STATION OPENING SUMMER 2006															
F	● 179th St. (Orland Park)	5:10	5:49	6:19	6:49	7:09	7:45	8:38	9:58	11:58	1:58	4:01	—	6:55	8:25	9:47	
E	● 153rd St. (Orland Park)	5:15	5:54	6:24	6:54	7:14	7:50	8:43	10:03	12:03	2:03	4:06	5:44	7:00	8:30	9:52	
E	143rd St. (Orland Park)	5:18	5:57	6:27	6:57	7:17	7:53	8:46	10:06	12:06	2:06	4:09	5:47	7:03	8:33	9:55	
E	● Palos Park	5:24	6:03	6:33	7:03	7:23	7:59	8:52	10:12	12:12	2:12	4:15	5:53	7:09	8:39	10:01	
D	● Palos Heights	5:28	6:07	6:37	7:07	7:27	8:03	8:56	10:16	12:16	2:16	4:19	5:57	7:12	8:43	10:05	
D	● Worth	5:30	6:09	6:39	7:09	7:29	8:05	8:58	10:18	12:18	2:18	4:21	5:59	7:14	8:45	10:07	
D	● Chicago Ridge	5:33	6:12	6:42	7:12	7:32	8:08	9:01	10:21	12:21	2:21	4:24	6:02	7:17	8:48	10:10	
D	● Oak Lawn	5:38	6:17	6:47	7:17	7:37	8:13	9:06	10:26	12:26	2:26	4:29	6:07	7:22	8:53	10:15	
C	● Ashburn	5:43	6:22	6:53	7:22	7:43	8:18	9:11	10:31	12:31	2:31	4:34	6:13	7:30	8:58	10:20	
C	● Wrightwood	5:46	6:25	6:56	7:25	7:46	8:21	9:14	10:34	12:34	2:34	4:37	6:16	—	9:01	10:23	
A	● CHICAGO (Union Station) AR:	6:15	6:55	7:25	7:55	8:15	8:51	9:43	11:01	1:01	3:01	5:04	6:44	7:55	9:28	10:50	
		🚲						9	9	9	9	9	9	9	9	9	9

Chicago to Manhattan – Monday through Friday

ZONE	STATIONS	803	805	807	811	815	819	823	825	827	829	831	833	837	839	841	
		AM	AM	AM	AM	PM	PM	PM	PM	PM	PM	PM	PM	PM	PM	PM	PM
A	● CHICAGO (Union Station) LV:	6:26	7:15	8:35	10:35	12:35	2:40	4:30	5:00	5:18	5:40	6:15	7:00	8:10	9:50	11:40	
C	● Wrightwood	↓	7:40	9:01	11:01	1:01	3:06	4:56	5:26	5:44	6:06	6:41	7:26	8:36	10:16	12:06	
C	● Ashburn	↓	7:42	9:03	11:03	1:03	3:08	4:59	5:29	5:47	6:09	6:43	7:28	8:38	10:18	12:08	
D	● Oak Lawn	6:55	7:47	9:08	11:08	1:08	3:14	5:05	5:35	5:53	6:15	6:49	7:33	8:43	10:23	12:13	
D	● Chicago Ridge	6:59	7:51	9:12	11:12	1:12	3:18	5:09	5:40	5:58	6:20	6:53	7:37	8:47	10:27	12:17	
D	● Worth	7:02	7:54	9:15	11:15	1:15	3:21	5:12	5:43	6:01	6:23	6:56	7:40	8:50	10:30	12:20	
D	● Palos Heights	7:04	7:56	9:17	11:17	1:17	3:23	5:14	5:45	6:03	6:25	6:58	7:42	8:52	10:32	12:22	
E	● Palos Park	7:07	7:59	9:20	11:20	1:20	3:26	5:17	5:48	6:06	6:28	7:01	7:45	8:55	10:35	12:25	
E	143rd St. (Orland Park)	7:19	8:05	9:26	11:26	1:26	3:32	5:24	5:55	6:13	6:35	7:07	7:51	9:01	10:41	12:31	
E	● 153rd St. (Orland Park)	—	8:09	9:30	11:30	1:30	3:36	5:30	6:00	6:18	6:40	7:11	7:55	9:05	10:45	12:35	
F	● 179th St. (Orland Park)	7:31	8:18	9:39	11:39	1:39	3:46	—	6:06	6:27	6:46	7:21	8:04	9:14	10:54	12:44	
H	Laraway Road	NEW STATION OPENING SUMMER 2006															
I	● MANHATTAN AR:	—	—	—	—	—	—	—	6:27	—	7:07	—	—	—	—	—	
		🚲						9	9	9	9	9	9	9	9	9	9

🚲 NUMBER OF BICYCLES ALLOWED PER TRAIN.
● ACCESSIBLE STATION.

TICKET INFORMATION

■ **Monthly Pass** — Save over 30%. Good for unlimited travel between the fare zones indicated on the ticket during a calendar month. The pass is for the exclusive use of the purchaser and is not transferable.

■ **10-Ride Ticket** — 15% savings. Good for ten one-way trips between the fare zones indicated on the ticket. Valid for one year from date of purchase. One ticket can be shared by people riding together.

■ **One-Way Ticket** — Good for one-way travel between the fare zones indicated on the ticket. Valid for one year from date of purchase.

■ **Link-Up** — Monthly ticket holders can purchase a Link-Up sticker for connecting travel on CTA and Pace buses. CTA usage is restricted to the 6:00 to 9:30 a.m. and 3:30 to 7:00 p.m. weekday rush hour periods.

■ **Metra/Pace PlusBus** — Good for unlimited travel on all Pace suburban buses during a calendar month. Must be purchased in conjunction with a Metra Monthly Pass.

■ **Regional Rail Program** — A Monthly Pass, 10-Ride or One-Way ticket can be used for travel between same zones on any Metra line.

■ **Children's Weekday Fares** — Children 7-11 save approximately 50% on a One-Way ticket. Children 6 and under ride free when accompanied by a fare-paying adult (up to three children free per adult). Under no circumstance will children under seven years of age be permitted to travel alone. If Metra personnel discover young children left unattended, the proper authorities will be notified.

■ **Student Fares** — Full-time students enrolled in an accredited grade school or high school will save approximately 50% of the cost of the regular One-Way, 10-ride, and Monthly fares. These tickets will be honored daily between the hours of 5:30 a.m. and 10:00 p.m.

When purchasing a ticket, students must present a "Student Identification Card or Letter of Certification along with their ticket. Failure to do so will result in full fare payment." Student tickets are not transferable.

■ **Senior Citizens/Disability Fares** — Senior Citizens and Customers with Disabilities who have an RTA Reduced Fare Permit can purchase a Reduced One-Way, 10-Ride or Monthly Pass. In lieu of the Reduced Fare Permit a Medicare Card can be used, however applying for the permit is strongly encouraged.

■ **Group Fares** — For prearranged groups of 25 people or more. Available during off-peak weekday hours. Payment must be received two weeks prior to trip. Call 312-322-6772 to make reservations.

■ **U.S. Military Fares** — Personnel in uniform can travel for approximately half the regular one-way fare. Military personnel may be requested by the ticket agent or conductor to show an Armed Forces of the United States Identification Card.

WHERE TO PURCHASE TICKETS

■ **Downtown/Outlying Stations** — All Metra ticket types can be purchased at downtown stations or at outlying stations where a ticket agent is on duty.

■ **On the Train** — A One-Way cash fare can be purchased on the train from the conductor. However, if an agent is on duty at the station where you boarded, **the conductor will charge an additional \$2.00.**

METRA TICKET ORDERING PROGRAMS

■ **Ticket-By-Mail** — The Monthly Pass and 10-Ride Ticket can be purchased by mail. The Monthly Pass is mailed before the start of each month. Payment is not due until the 10th of the following month. The program provides the flexibility to stop or skip a month at anytime.

■ **Ticket-By-Internet** — The Monthly Pass and 10-Ride Ticket can be ordered through the Internet. Visit our Website, complete and mail to Metra the application form, and receive your PIN to order anytime of the day or night.

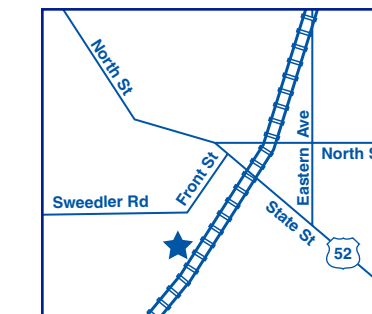
WEEKENDS AND HOLIDAY SCHEDULE

There is no train service on weekends or the following holidays: New Year's Day, Memorial Day, Independence Day, Labor Day, Thanksgiving and Christmas. On certain other days, such as Christmas Eve, New Year's Eve and July 3rd, modified schedules may be in effect. Please confirm times by calling before traveling on days when special schedules may be in effect.

STATION INFORMATION

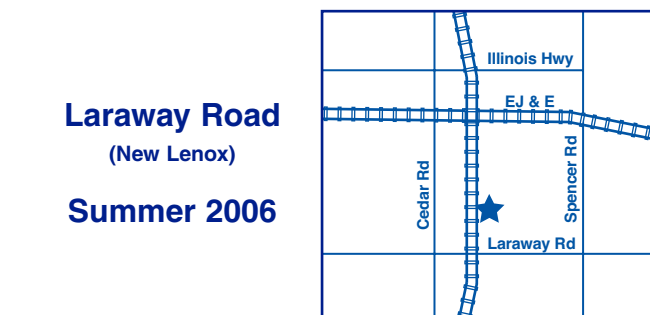
STATION	LOCATION	PHONE
Manhattan	15601 W. Sweedler	†
Laraway Road	1861 Village Station Blvd.	
179th St. (Orland Park)	179th St. & Southwest Hwy.	†
159th St. (Orland Park)	10401 W. 153rd St.	(708) 349-0023
143rd St. (Orland Park)	143rd St. & Southwest Hwy.	†
Palos Park	123rd St. & 82nd Ave.	†
Palos Heights	11451 Southwest Highway	†
Worth	110th St. & Depot Rd.	†
Chicago Ridge	103rd St. & Ridgeland	†
Oak Lawn	9525 S. Tully Ave.	†
Ashburn	83rd St. & Central Park	†
Wrightwood	79th St. & Kedzie Ave.	†
Chicago	Canal St., between Adams & Jackson Blvd.	(312) 322-4269

† No agent at this station.



Manhattan

Parking: 250 spaces
\$1.00 daily



Laraway Road (New Lenox)

Summer 2006