


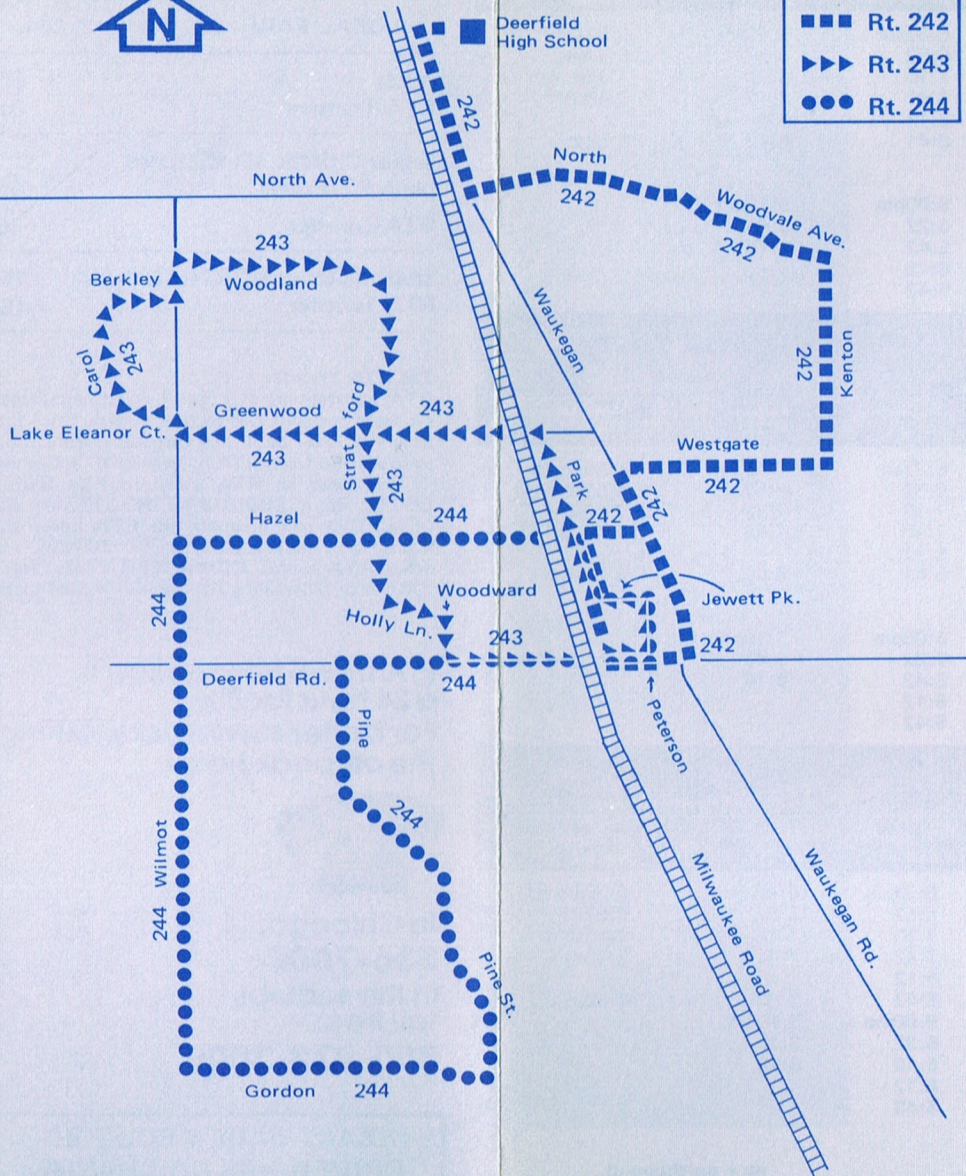




KEY	
	Rt. 242
	Rt. 243
	Rt. 244



242
Northeast
Deerfield

243
Northwest
Deerfield

244
Southwest
Deerfield

Schedule Effective
 January 28, 1980



242

243

244

242 Northeast Deerfield

From Connecting Services

Rt. 242 Bus Schedule

To Connecting Services

Milwaukee Railroad	Nortran Rt. 213	Lv. Deerfield Station	Deerfield High Schl.	Ar. Deerfield Station	Nortran Rt. 213	Milwaukee Railroad
		6:20am	6:27am	6:37am	6:42am	6:39am sb
		6:38	6:45	6:52	6:57	6:57sb
	6:46am	6:55	7:02	7:10	7:12	7:15sb
	7:26	7:27	7:34	7:41	7:42	7:48sb
	7:56	7:57	8:04	8:11	—	—
	8:26	8:27	8:34	8:41	8:42	8:52sb
4:03/4:40pm nb	4:30pm	4:45pm	4:52pm	5:00pm	5:10pm	
5:05nb	5:00	5:07	5:14	5:22	5:40	
5:24nb	—	5:27	5:34	5:42	6:10	
5:43/5:54nb	5:30	5:57	6:04	6:12	—	
6:25nb	6:00	6:27	6:34	6:42	—	

243 Northwest Deerfield

From Connecting Services

Rt. 243 Bus Schedule

To Connecting Services

Milwaukee Railroad	Nortran Rt. 213	Lv. Deerfield Station	Wilnot Woodland	Ar. Deerfield Station	Nortran Rt. 213	Milwaukee Railroad
		6:20am	6:26am	6:37am	6:42am	6:39am sb
		6:38	6:44	6:52	6:57	6:57sb
	6:46am	6:55	7:01	7:10	7:12	7:15sb
	7:26	7:27	7:33	7:40	7:42	7:48sb
	7:56	7:57	8:03	8:11	—	—
	8:26	8:27	8:33	8:41	8:42	8:52sb
4:03/4:40pm nb	4:30pm	4:45pm	4:52pm	5:00pm	5:10pm	
5:05nb	5:00	5:07	5:14	5:22	5:40	
5:24	—	5:27	5:34	5:42	6:10	
5:43/5:54nb	5:30	5:57	6:04	6:12	—	
6:25nb	6:00	6:27	6:34	6:42	—	

244 Southwest Deerfield

From Connecting Services

Rt. 244 Bus Schedule

To Connecting Services

Milwaukee Railroad	Nortran Rt. 213	Lv. Deerfield Station	Wilnot Gordon	Ar. Deerfield Station	Nortran Rt. 213	Milwaukee Railroad
		6:22am	6:27am	6:34am	6:42am	6:39am sb
		6:40	6:45	6:52	6:57	6:57sb
	6:46am	6:55	7:02	7:10	7:12	7:15sb
	7:26	7:27	7:34	7:42	7:42	7:48sb
	7:56	7:57	8:04	8:12	—	—
	8:26	8:27	8:34	8:42	8:42	8:52sb
4:03/4:40pm nb	4:30pm	4:45pm	4:52pm	5:00pm	5:10pm	
5:05 nb	5:00	5:07	5:14	5:22	5:40	
5:24 nb	—	5:27	5:34	5:42	6:10	
5:43/5:54 nb	5:30	5:57	6:04	6:12	—	
6:25 nb	6:00	6:27	6:34	6:42	—	

NO SATURDAY, SUNDAY OR HOLIDAY SERVICE ON ROUTES 242, 243, 244

nb = northbound
sb = southbound

FARES & TRANSFERS

LOCAL FARE—RT. 242, 243, 244

Adult 35¢
RTA Transfer 35¢

Senior Citizens, Handicapped (with RTA card) 15¢

RTA Transfer 15¢

Students (With NORTRAN card) 15¢
RTA Transfer 15¢

The RTA Transfer

RTA transfers are valid until the time punched on them (usually two to four hours). Until that time you can ride in any direction, from route to route and from RTA System to RTA System.

You need an RTA transfer to go from a LOCAL to a SUBURBAN ROUTE, or vice versa. They are accepted on CTA buses and trains, and on WILBUS, WEST TOWNS, and other RTA routes. COMMUTER RAIL LINES (C&NW or Milwaukee Rd.) do not accept them.

RTA Travel Information is a 24 hour facility. For better service, call during the off-peak hours.



In Chicago: **836-7000**
In the suburbs toll free: **800-972-7000**

EXACT FARE REQUIRED
DRIVER HAS NO CHANGE