

Weekday service

Route		One-way trip in minutes		Distance in miles		Equipment required				Trains each way	Headways in minutes		
		rush	base	one-way	average between stations	rush trains	base cars	rush trains	base cars		rush	base	owl
Evanston express	E	41½	38	15	1.0	11 X 6	3 X 2	46	4½	30	—		
" shuttle		—	11½	4	0.5	—	6 X 1	122	—	7	30		
North-South	EH JH	54½	50	20	0.6	30 X 8	26 X 4	252	3½	5	15		
Ravenswood	R	32½	31	10	0.5	16 X 6	10 X 2	155	4½	7½	—		
Skokie Swift	S	8	8	5	5.0	6 X 1	2 X 1	102	4½	15	—		
West-Northwest	CM DM	47	45	19	0.6	30 X 8	21 X 4	249	3	5	15		
West-South	LD	45	43½	21	0.8	30 X 8	21 X 4	241	3	5	30		

The system operates approximately 1200 train departures in each direction, using a maximum of 129 trains containing 890 cars.

OP-x81008

Other information


Mileage	Route 1st track	System All tracks
Elevated structure	39	95
Elevated embankment	12	37
Expressway	22	48
Subway	10	21
Grade level	6	28
Open cut	1	2
Total	90	231
Annual passengers (millions)		
Fare paying		85
Transfer		48
Passes/Permits		17
Total		150
Number of stations		140
Annual car miles		.49 million
On an average weekday 556 thousand riders are served. One-eighth of them change trains to complete their journey, making a total of 627 thousand rapid transit system rides per day.		

**Operation downtown
On Loop 'L'**


- LD** Dan Ryan to Lake via outer track
Lake to Dan Ryan via inner track
Service all times
- R** Ravenswood via outer track
No owl or Sun service
- E** Evanston Express via inner track
Mon-Fri rush hours

In subways—service all times


- North-South via State Street
- EH Englewood-Howard
- JH Jackson Park-Howard
- West-Northwest via Dearborn Street
- CM Congress-Milwaukee
- DM Douglas-Milwaukee

 Transfer point between rapid transit service
Between 'L' and subway downtown, paper transfer
is needed—obtain from agent at station of change

**Dan Ryan LD
West-South Route**
Service all times




Boarding inbound only
at these stations



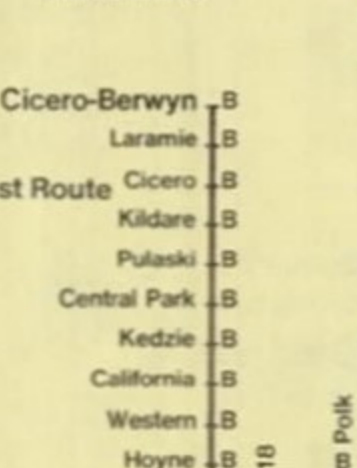
**Jackson Park JH
North-South Route**
Service all times



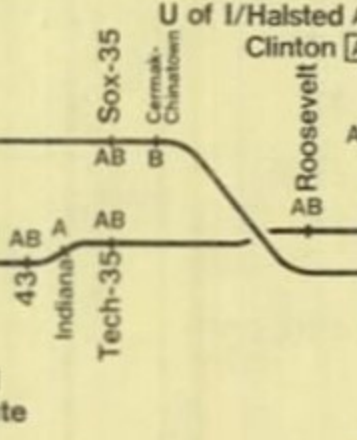
**Englewood EH
North-South Route**
Service all times



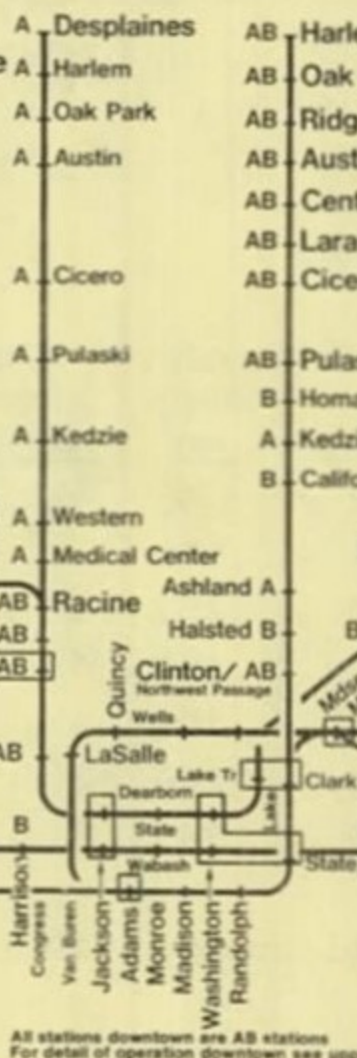
**Congress CM
West-Northwest Route**
Service all times



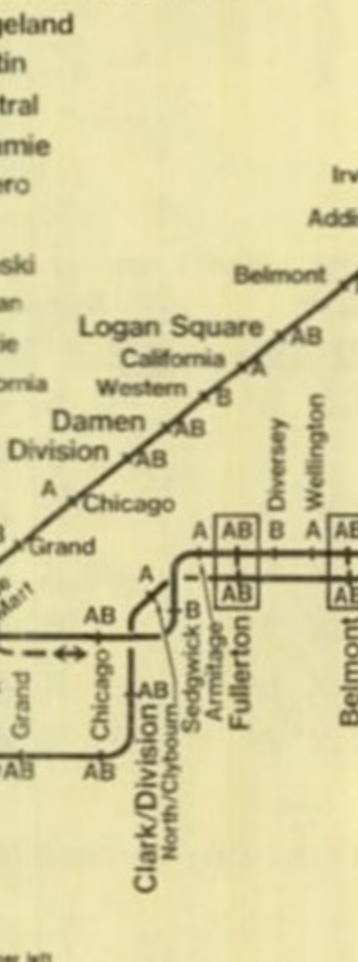
**Cicero-Berwyn
West-Northwest Route**
Service all times



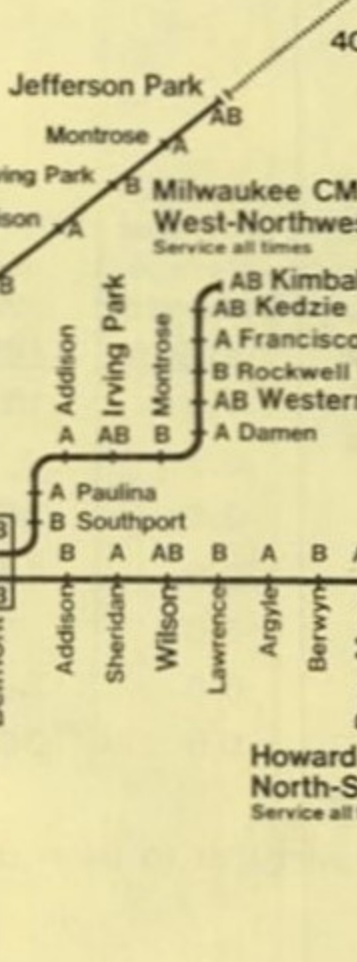
**Douglas DM
West-Northwest Route**
Service all times



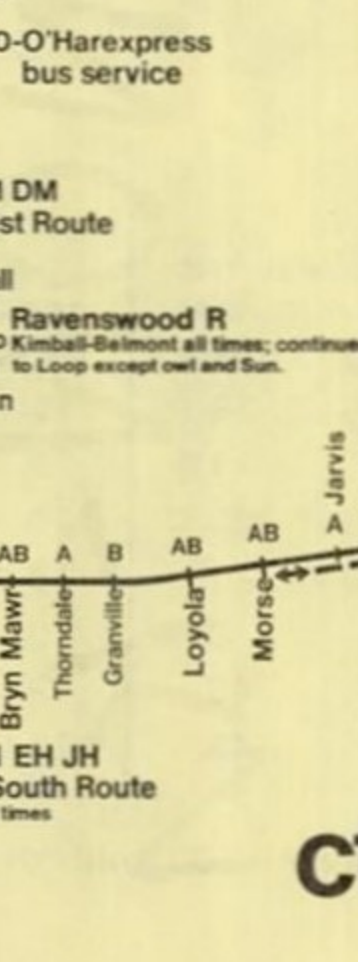
**Harlem
West-South Route**
Service all times



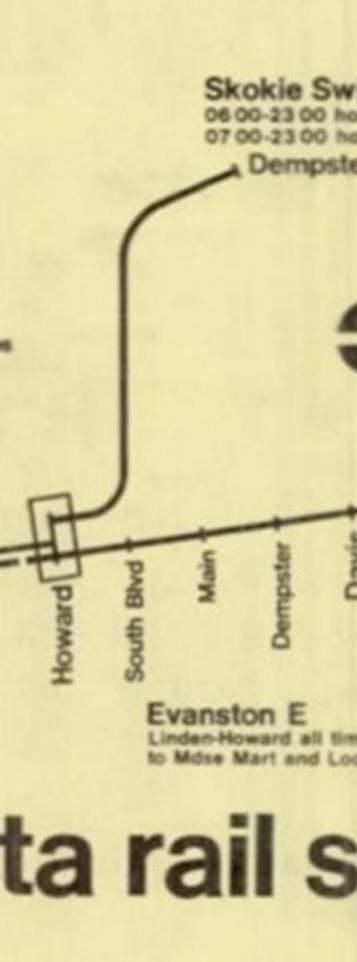
**Lake LD
West-South Route**
Service all times



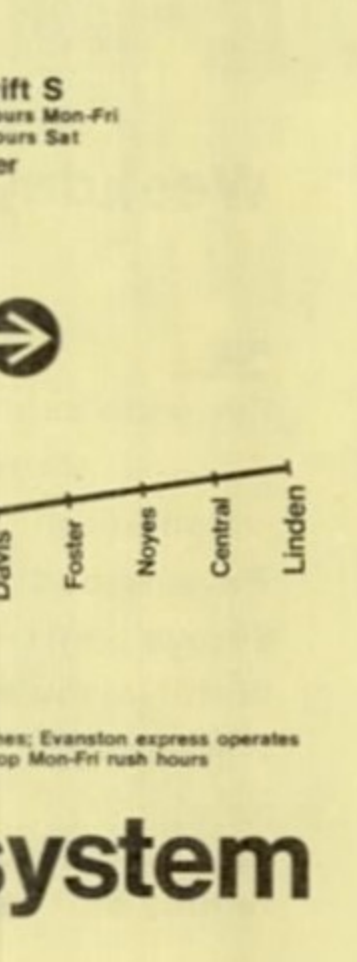
**Jefferson Park
West-Northwest Route**
Service all times



**Milwaukee CM DM
West-Northwest Route**
Service all times



**Ravenswood R
Kimball-Belmont all times; continues
to Loop except owl and Sun.**



**Howard EH JH
North-South Route**
Service all times



**Evanston E
Linden-Howard all times; Evanston express operates
to Mdse Mart and Loop Mon-Fri rush hours**



All stations downtown are AB stations
For detail of operation downtown see upper left

cta rail system