


# Traveling SAFELY

with  
Children  
on the  
CTA  
Rail  
System



Travel Information (312) 836-7000

**cta**



**From the time you enter  
the CTA Rail System  
until you leave, it is your  
responsibility to closely  
supervise the children  
who travel with you.**



**Hold on  
to your  
children**



**You will see this sign posted  
at CTA stations to remind you.**



# AT TURNSTILES

## ENTER


**When traveling with children, call Customer Assistant**



- Never leave children unattended near turnstiles and rotogates.
- Children 6 years & younger: Customer Assistant will open courtesy gate.
- Children age 7 to 11: Customer Assistant will assist with reduced fares.

## EXIT

**Assist children thru turnstile**



- Carry small children in your arms as you pass thru the turnstile.
- Hold bar for older children; help walk each child thru the turnstile.
- Never leave children unattended near turnstiles or rotogates.



# ESCALATORS

- Hold handrail and attend children.
- Keep feet away from sides and edge of steps.
- Do not lean over the sides.
- Do not attempt to pick up fallen objects with hands.



# STAIRS

- Hold handrail and attend children.
- Watch your step.
- Take one step at a time.



# TRAVELING

## HELPFUL TIPS

- Trains are less crowded in non-rush hours.
- Allow extra time when traveling with children.
- When traveling with a stroller, fold it up **before** entering the fare collection area; strollers must go over or under turnstiles.
- Strollers must be folded up on trains and buses.
- Have proper fares/cards ready **before** entering fare collection area.

## FARES FOR CHILDREN:

- **FREE:** 6 years and younger with a fare-paying rider.
- **\$.75 fare; \$.15 transfer:** 7 to 11 years of age.
- **\$1.50 fare; \$.30 transfer** 12 years and older (adult fare).




# ELEVATORS

- Watch your step when entering or exiting.
  - Most elevators are provided with an interior intercom to communicate with the CTA Control Center in case of an emergency
- 
- These symbols are used on CTA elevator controls:

**OPEN DOORS**



**CLOSE DOORS**



**ALARM**



**EMERGENCY  
STOP SWITCH**



**MAIN FLOOR**





# PLATFORMS

- Wait for trains in boarding area.
- Children should be seated on benches whenever possible.
- Do not stand closer than 5 feet from the platform edge until the train has come to a complete stop.
- If an object falls onto the track, NEVER attempt to retrieve it yourself! Ask a CTA employee for assistance or call (312) 432-8030.

**Stay on platform**



**Danger**  
High Voltage Rails  
Moving Trains

**cta**



# TRAINS

- Watch your step when boarding and alighting the train.
- Be aware that the train floor is slightly higher than the platform.
- Children should be seated whenever possible.
- Standing children should hold on to vertical bars or extension grab bars on seat backs.
- Never lean against doors.
- Do not cross from car to car.



- Do not stand between cars.
- In an emergency, follow the instructions of the crew and/or directions posted in the train.