

fast

easy

convenient

cta
transit
card



insert
&
remove

cta

The New Way To Pay On CTA

Introducing
The New CTA
Transit Card



The New CTA Transit Card System

The Transit Card

This is the easy, new way to pay for full fares and transfers on all CTA buses and trains. Convenient, reusable plastic Transit Cards store cash value for CTA rides.

CTA Transit Card Get On Board.

About your Transit Card:

- stores value for fares
- turnstiles and bus farecard machines automatically subtract fares and transfers
- vending machines, turnstiles, and bus farecard machines show remaining value
- value can be added to your card in vending machines


Cards cannot be replaced, refunded or redeemed for cash. Card values cannot be combined to pay fares.

REGULATIONS
Use of the Transit Card is subject to all applicable tariffs, terms, conditions, rules, regulations, policies and procedures CTA may in its discretion adopt from time to time. CTA expressly reserves the right to make changes to this information at any time without advance notice.



It's Your Choice

You will still be able to use cash, tokens, and passes to pay fares on CTA buses and trains.



Where To Buy Your Card

Transit Cards are sold at all CTA train stations. Please see **Using Vending Machines**, next panel.

Transit Cards are also sold at hundreds of neighborhood currency exchanges and Jewel and Dominick's food stores in two pre-valued denominations:



Jewel-Osco
Dominick's

"Commuter Special" – the 10-Ride Transit Card. Costs \$13.50 and delivers \$15.00 worth of rides – a bonus of \$1.50.

"Commuter Plus" – the 10-Ride/10-Transfer Transit Card. Costs \$16.50 and delivers \$18.00 worth of rides – a bonus of \$1.50.

Use either card for any combination of rides and transfers. They're like electronic tokens – only better!

These money-saving specials can also be purchased at Transit Card vending machines.

Using Vending Machines

Transit Cards can be purchased or recharged at vending machines located at all CTA train stations. The minimum card purchase is \$3. Add as little as 5¢, up to a maximum card value of \$100. Use vending machines to check your card's remaining value.

Transit Card vending machines do not provide change. However, change machines are located in all CTA train stations.



Use your card again and again by recharging at Transit Card vending machines.

Get a bonus for any purchase of \$13.50 or more – please see **Transit Card Fares** section on other side.

Card Benefits

- **Easy to use...**automatically deducts exact fares and transfers
- **Stores your fare...**so it's always there when you need it
- **Saves money...**bonus offered starting at \$13.50
- **Easy to handle...**no more fumbling with coins or tokens
- **Speeds boarding...**use any turnstile or farebox; no more waiting for a transfer
- **Fits your budget...**add as much value as you want, whenever you want
- **Rechargeable...**recharge your card again and again at any CTA train station

How It Works

At Train Stations

1. Insert your Transit Card into the turnstile card slot with magnetic stripe facing you and red arrow pointing down.
2. The turnstile automatically deducts your full fare or transfer. Your card's remaining value will appear in the display window.
3. The green "enter" light goes on. Take your card and go through.



Troubleshooting

1. Make sure you are inserting your card correctly with magnetic stripe facing you and red arrow pointing down.
2. If there is insufficient value remaining on the card, add value to your card at Transit Card vending machines located in all CTA train stations.
3. For further assistance, see a CTA Customer Assistant at the station or call CTA's toll-free Customer Service Hot Line: 1-888-YOUR-CTA.




Customer Assistance Call Button

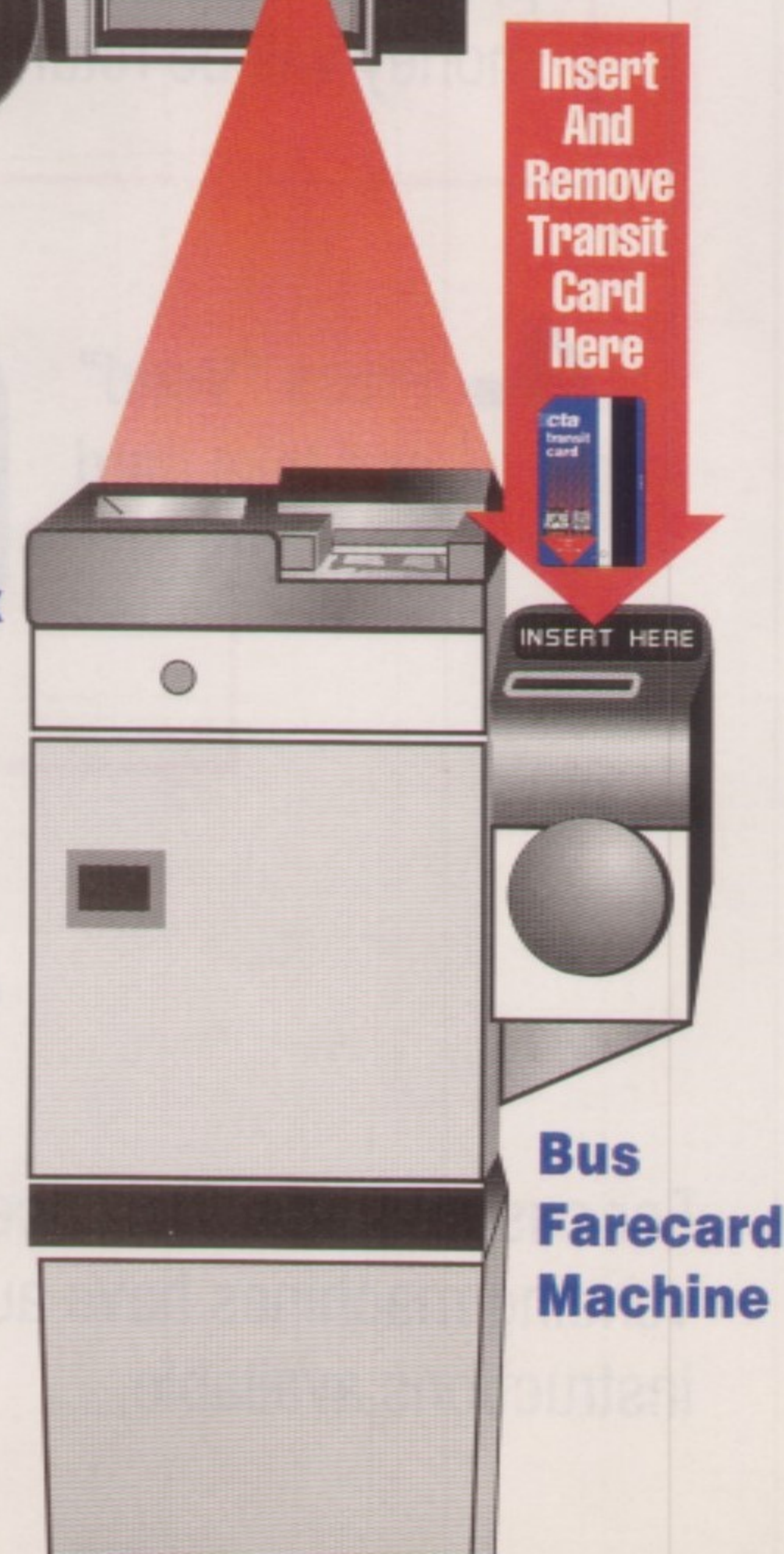
For your added convenience, Customer Assistance Call Buttons are located near the station turnstiles or on the station platform. Just press the button and a CTA Customer Assistant will help you.

On CTA Buses

1. Insert your Transit Card into the bus farecard machine on the right side of the farebox with magnetic stripe facing you and red arrow pointing down.
2. The farecard machine automatically deducts your full fare or transfer. Your card's remaining value will appear in the display window.
3. Take your Transit Card and board.



Bus Farebox



Bus Farecard Machine

Checking Value

1. First, tell the bus operator you wish to check your card's remaining value so no fare is deducted.
2. Operator must press button; then insert your Transit Card into the bus farecard machine.
3. Your card's remaining value will appear in the display window.

Adding Value

Visit a Transit Card vending machine located at any CTA train station to add additional value to your card.

Troubleshooting

1. Make sure you are inserting your card correctly with the magnetic stripe facing you and red arrow pointing down.
2. If the display window indicates to add money, pay the exact fare difference into the farebox.
3. For further assistance, speak with the bus operator or call CTA's toll-free Customer Service Hot Line: 1-888-YOUR-CTA.

Transit Card Fares



Per Ride

One Ride	\$1.50
1st transfer within 2 hours	30¢
2nd transfer within 2 hours	FREE



Save Money

Buy a Transit Card for as little as \$3.00; recharge for as little as 5¢. Get bonus savings with a minimum of \$13.50! **The Transit Card replaces tokens as your best CTA value.**

At Vending Machines, Insert	Bonus
At least \$13.50	\$1.50
At least \$27.00	\$3.00
At least \$40.50	\$4.50
At least \$54.00	\$6.00
At least \$67.50	\$7.50
At least \$81.00	\$9.00
\$94.50 to \$100.00	\$10.50



More Choices


NEW round-trip savings! Now you can reverse ride or make a stop on the same route within two hours – for the price of one ride and one transfer.

Share the card! Up to 7 full fare riders can use it at once. Each person inserts the card separately into the bus farecard machine or turnstile.

REDUCED FARE RIDERS

- Ages 7-11
- RTA/CTA Permit required for Grade & High School Students, Seniors, Disabled

See the Customer Assistant in the station for entry if paying with coins or tokens. Push the Customer Assistance Call Button (near turnstile) if needed. Reduced fare: 75¢ Transfer: 15¢



PUSH FOR
CUSTOMER
ASSISTANT

Using The Transit Card Vending Machine

Buying A Card

1. Press **A**
2. Decide how much money you want stored on your Transit Card (from \$3 to \$100). *Vending machines do **not** give change. However, change machines are available at all CTA train stations.*
3. Insert the **exact amount** you want to purchase into the Transit Card vending machine. Use bills up to \$20 or coins. Vending machines do **not** accept pennies or half-dollars.

To stop a transaction, press "Cancel." Your money will be returned.



4. Press "Vend" and take card from slot.



For customer convenience, all Transit Card vending machines have audio and Braille instructions available.

Checking Value

1. Press **B**
2. Insert Transit Card into the slot on lower right corner of machine. Value remaining on the card will appear in the display window.
3. Press "Cancel," then take the Transit Card from the slot.



Adding Value

1. Press **C**
2. Insert Transit Card into the slot on lower right corner of machine. Value remaining on the card will appear in the display window.
3. Decide how much money you want to add to your Transit Card (from 5¢ to \$100). *Vending machines do **not** give change. However, change machines are available at all CTA train stations.*
4. Insert the **exact amount** you want to add into the Transit Card vending machine. Use bills up to \$20 or coins. Vending machines do **not** accept pennies or half-dollars.

To stop a transaction, press "Cancel." Your money and Transit Card will be returned.



5. Press "Vend" and take card from slot.



Things To Know



Who To Call

For questions, comments, and suggestions, please call CTA's toll-free Customer Service Hot Line: 1-888-YOUR-CTA.

Operators are on duty Monday through Friday, 7 a.m. to 8 p.m. Voice mail is available at other times. TTY, for hearing and speech-impaired only: 312-432-7139.

For route, fare, and schedule information, call the RTA Travel Information Center at 836-7000 from any area code in the city or suburbs.
TTY: 312-836-4949.

To apply for an RTA Reduced Fare Permit (for Seniors and Disabled), call 836-7000. Grade and High School Students should obtain CTA Student Riding Permits from their schools.



Transit Card Rules

- The Transit Card is as valuable as cash and cannot be replaced or refunded. Keep it in a safe place.
- The value of two or more Transit Cards cannot be combined to pay fares.
- Use of the Transit Card is subject to all applicable tariffs, terms, conditions, rules, regulations, policies, and procedures CTA may in its discretion adopt from time to time.

CTA expressly reserves the right to make changes to the aforementioned at any time without advance notice.