

**Chicago Transit Authority**

# **Bike & Ride**

Guide to Chicago  
June 2008



Your bicycle rides free  
on the train and bus!

[transitchicago.com](http://transitchicago.com)



bike & ride...

## Like to Bike?

To make cycling even more convenient, the Chicago Transit Authority (CTA) welcomes bicycles on trains and buses throughout the year.

Getting around is easy! Simply follow the steps in this brochure and you'll be on your way to cycling fun and great exercise while helping the environment.

## Boarding Trains

Bicycles are permitted on trains every weekday except from 7:00 a.m. to 9:00 a.m. and 4:00 p.m. to 6:00 p.m.

On Saturdays, Sundays and holidays (excluding July 3), bicycles are allowed on trains all day. If you board the train with your bicycle before the hours listed above and your trip extends into those hours, the CTA allows you to finish your trip.

If trains are crowded, the use of trains by cyclists may be restricted by the rail operator as appropriate.

- 1.** When entering a rail station, notify the Customer Assistant or security guard that you are there with your bicycle. When available, use the accessible turnstile with the swing gate to pay your fare and enter with your bicycle. If a swing gate is not available, CTA staff will open an access gate to allow you to enter.
- 2.** Do not attempt to carry your bicycle through the tall steel barrier gates. It will get caught!  
**Note:** For this reason, customers with bicycles may not exit at the King Drive & (Green Line) station; please ride to the Cottage Grove-East 63rd & (Green Line) station.
- 3.** To reach the platform level, use elevators whenever they are available. Otherwise, carry your bicycle on ramps and stairways, allowing other customers to clear before you go up or down the stairs. Bicycles are not permitted on escalators.
- 4.** When a train is approaching or leaving, stand clear of the platform edge. If the train is too crowded, please wait for the next one.
- 5.** Before boarding, check to see if other cyclists are present on the rail car. Only two (2) bicycles are allowed per car. Note: Please do not board cars with folding doors.
- 6.** Once on board, stand near either end of the rail car. Stand by your bicycle and hold on to it at all times. Never block the aisle or doors. Do not use your bicycle kickstand inside stations or rail cars.

## Boarding Buses

There are two types of bicycle racks on CTA buses — Byk Rak and Sportworks models. They differ by the color of their support arms; Byk Rak (red, see Photos A and B) and Sportworks (yellow or black, see Photo C).

**1.** Remove large baggage, such as panniers, from your bicycle before loading your bicycle on the rack. All baggage must accompany you on the bus.

**2.** **For All Racks: Alert the bus operator** that you will be loading your bicycle. Lower the rack by squeezing the center handle. If another bicycle is in position, the rack will already be lowered. If the bicycle rack is full, please wait for the next bus.

- **Byk Rak only:** While supporting the bicycle with one hand, swing the red bicycle support arm outward and down to clear the wheel well (see Photo A).

**3.** Lift your bicycle so it sits in the empty wheel well. If yours is the first to be loaded, load it in the position nearest the bus, with the front wheel facing the curb. If yours is the second to be loaded, load with the rear wheel facing the curb in the front position.


- **Byk Rak only:** Swing the bicycle support arm over the front tire to hold the bicycle in place (see Photo B).
- **Sportworks only:** Pull the spring-loaded support arm out and upwards. Fasten it over the front tire at the highest point of the wheel to hold the bicycle in place. Locks may not be used to secure bicycles to racks. If you are concerned about the safety of your bicycle, lock your bicycle's front wheel to the bicycle frame before the bus arrives (see Photo C).

**4.** Board the bus. Pay your fare. It is recommended that you sit or stand near the front of the bus and watch your bicycle while you ride the bus.

**5.** When you come to your stop, exit the bus at the front. Tell the operator that you'll be removing your bicycle. Unload your bicycle.

- **Byk Rak only:** Return the red bicycle support arm to the wheel well.

**6.** If no other bicycles remain, stow the rack against the bus in the upright position (see Photo D).





## Things You Should Know

- Anyone 14 years or older may bring a bicycle on a train or rack-equipped bus. Customers 12 and 13 years old must be accompanied by an adult. Children under 12 are not permitted to bring bicycles on CTA trains or buses.
- Bicycles are only permitted on CTA rail cars with sliding doors. **Do not** board cars with folding doors.
- Let other customers board the train first. This reduces the chance of someone tripping over your bicycle. Priority seating is intended for seniors and customers with disabilities.
- If a rail station or a train is evacuated, leave your bicycle behind to ensure a swift and safe exit for you and all other customers. Store your bicycle on top of or in between seats and out of the aisles.
- To ensure proper safety of all customers, Chicago Police and CTA personnel may restrict bicycles from being brought on trains. This may happen if your bicycle is obstructing customer movement or there are already two bicycles in one car. Please follow their instructions.
- There is bicycle parking at many CTA rail stations. If trains are crowded or you don't want to bring your bicycle on the system, utilize the approved parking area and ride the train.
- Cyclists assume all responsibility for any damage and/or injury that occurs as a result of their bicycle being on CTA property. This includes injury to the cyclist or other customers. A sudden stop by the transit vehicle does not remove responsibility from the bicycle owner for damages or injuries to other customers or themselves.
- Folding bicycles are allowed on CTA vehicles at all times.
- Motor-powered bicycles of any kind are not permitted on the CTA.
- For questions or comments, please contact us at [bikeandride@transitchicago.com](mailto:bikeandride@transitchicago.com).

## Bicycle Racks at CTA Rail Stations

Bicycle parking racks are installed outside most CTA rail stations to encourage “bike & ride” trips. For improved security and weather protection, racks have been installed indoors or in sheltered locations at the following 85 stations:

- **Blue Line**

O'Hare &  
Rosemont &  
Cumberland &  
Harlem &  
(O'Hare branch)  
Jefferson Park &\*  
Montrose  
Irving Park  
Addison  
Belmont  
Logan Square &  
California  
Division  
Chicago  
Grand  
Clark/Lake &  
Monroe  
(Madison entrance)  
Jackson &  
LaSalle  
UIC-Halsted &  
(Halsted and  
Peoria entrances)  
Western\*  
(Forest Park branch)  
Forest Park &

- **Pink Line**

Polk &  
18th Street &  
Damen &  
California &  
Kedzie &  
Central Park &  
Pulaski &  
54th/Cermak &

- **Brown Line**

Kimball &  
Western &  
Sedgwick\*  
Montrose\*  
Library-State/Van Buren &  
Washington/Wells &

- **Yellow Line**

Skokie &  
(wall-mounted racks)

- **Purple Line**

Davis &  
(wall-mounted racks)

- **Green Line**

Central &  
Laramie &  
Cicero &  
Pulaski &  
Kedzie &  
California &  
Clinton &  
35th – Bronzeville-IIT &  
Indiana &  
43rd &  
47th &  
51st &  
Garfield &  
King Dr. &  
Halsted &  
Ashland/63rd &

- **Orange Line**






Midway &  
Pulaski &  
Kedzie &  
Western &  
35th/Archer &  
Ashland &  
Halsted &

- **Red Line**

Jarvis  
Morse  
Loyola &  
Granville &  
Thorndale  
Bryn Mawr  
Berwyn  
Lawrence  
Wilson  
Addison &  
Belmont\*  
North/Clybourn  
Clark/Division  
Lake &  
(State/Randolph entrance)  
Monroe  
Jackson &  
Harrison  
Roosevelt &  
Cermak-Chinatown  
Sox-35th &  
79th &  
95th/Dan Ryan &

\* Denotes sheltered parking

## Fare Information

FULL	On Rail	On Bus	Transfers
 1	\$1.75	\$1.75	25¢
 2	\$2.00	\$1.75	25¢
 3	\$2.00	\$2.00	None Issued
REDUCED			
 4	85¢	85¢	15¢
 4	85¢	\$1.00	None Issued

- 1 \$5 purchase fee for Chicago Cards. Buy Chicago Card® and Chicago Card Plus® online at [chicago-card.com](http://chicago-card.com). For a complete list of locations where value can be added, visit [transitchicago.com](http://transitchicago.com) or call 1-888-YOUR-CTA. A \$2 bonus is applied to Chicago Cards for every \$20 purchase or added value.
- 2 Buy full-fare Transit Cards or add value to cards at CTA rail stations. Buy pre-valued, full-fare Transit Cards (\$10 or \$20) at Currency Exchanges, select Jewel and Dominick's food stores, or at [transitchicago.com](http://transitchicago.com).
- 3 Turnstiles do not accept cash. Purchase Transit Cards from the fare vending machine at the rail station.
- 4 Qualified Reduced-Fare customers should obtain a Reduced-Fare Transit Card from the Customer Assistant and add 85¢ value at the fare vending machine. Reduced fares are for children ages 7-11 and customers with disabilities with RTA Reduced Fare Permit.

## Seniors and Military Ride Free

- Seniors 65+ with RTA Reduced Fare Permit or RTA Senior Ride Free Smart Card ride free on CTA, Metra and Pace.
- Active military personnel in full uniform or customers with a CTA Military Service Pass ride free on CTA buses and trains.

## CTA Passes

Passes are good for consecutive days from time of first use. Buy at Currency Exchanges, select Jewel and Dominick's food stores, and at [transitchicago.com](http://transitchicago.com).

- \$ 5 (1-day)
- \$20 (7-day)
- \$75 (30-day)
- \$35 (30-day Reduced Fare)

## Lost and Found

**Note:** *The CTA is not responsible for bicycles lost, stolen, or damaged on CTA buses, trains, or property.*

If you forget your bicycle and leave it on the bus or train:

- Call the CTA at 1-888-YOUR-CTA.
- Tell the agent the bus or train route on which you left the bicycle.
- Ask for the lost-and-found phone number and address of the bus garage or terminal for that route.
- Call the garage or terminal and confirm that the CTA has your bicycle.
- Go to the garage or terminal and pick up your bicycle.

Bicycles left for more than two weeks on indoor bicycle racks will be removed by the CTA. If you have lost your bicycle on CTA property, call 1-888-YOUR-CTA.

## Helpful Phone Numbers

For bus and rail line schedule information, call 836-7000 from any local area code or visit [transitchicago.com](http://transitchicago.com).

### **CTA Customer Service:**

1-888-YOUR-CTA (1-888-968-7282)

TTY: 1-888-CTA-TTY1(1-888-282-8891)

[ctahelp@transitchicago.com](mailto:ctahelp@transitchicago.com)

For maps, other CTA information, or to report a missing or damaged bike rack on a CTA bus.

### **City of Chicago Bike Information Hotline:**

312-742-BIKE (2453)

Free publications are available, including a map showing the best streets for cycling in Chicago.

[chicagobikes.org](http://chicagobikes.org)

### **Chicagoland Bicycle Federation:**

312-42-PEDAL (73325)

[biketraffic.org](http://biketraffic.org)

### **Chicago Department of Transportation:**

312-744-3600

TTY: 312-744-7215

Information about bike racks, abandoned bikes, and bike lanes and trails.

[chicagobikes.org](http://chicagobikes.org)